

# NSW NAPLAN performance

---

Preliminary 2017 results

## This has been a very strong year for NAPLAN performance in NSW schools

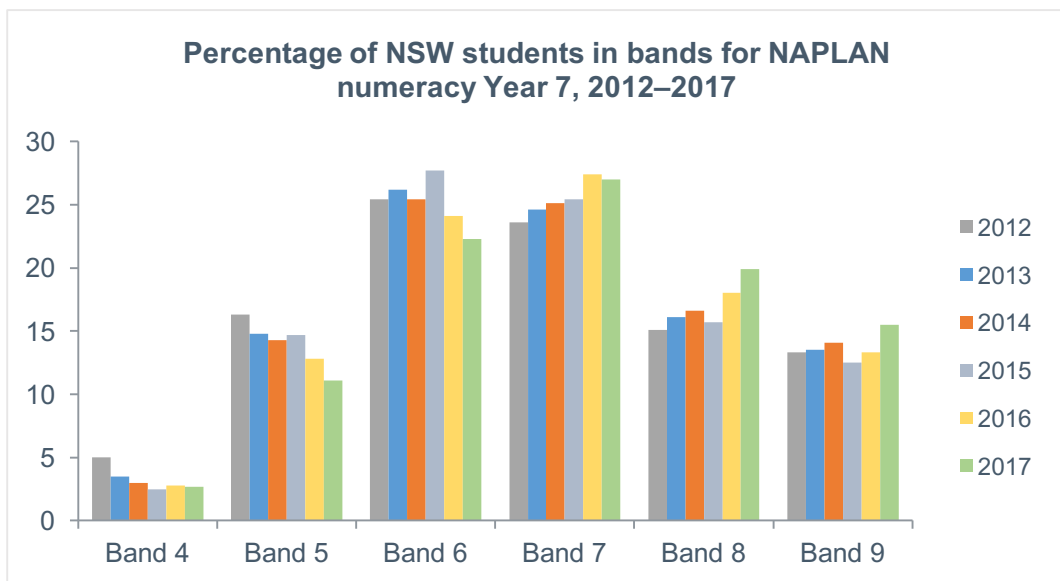
Across all five test domains – spelling, reading, numeracy, writing, and grammar and punctuation – the NSW mean score is above the national average.

### NSW is in the top three jurisdictions for all test domains across all year levels.

Highlights across individual domains include:

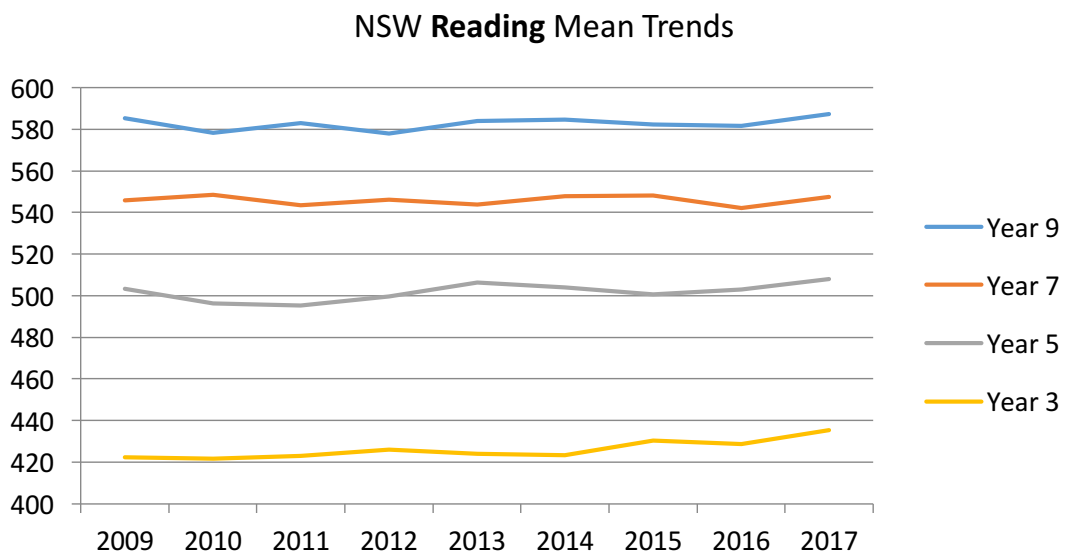
- First in the country in Spelling at all year levels.
- First in the country in Year 9 Numeracy and second for Year 9 Reading.
- Ranked second in the country for Year 3 Writing.
- Ranked second in the country for Year 5 and 7 Numeracy.

### NSW has reduced poor performance and increased high performance.



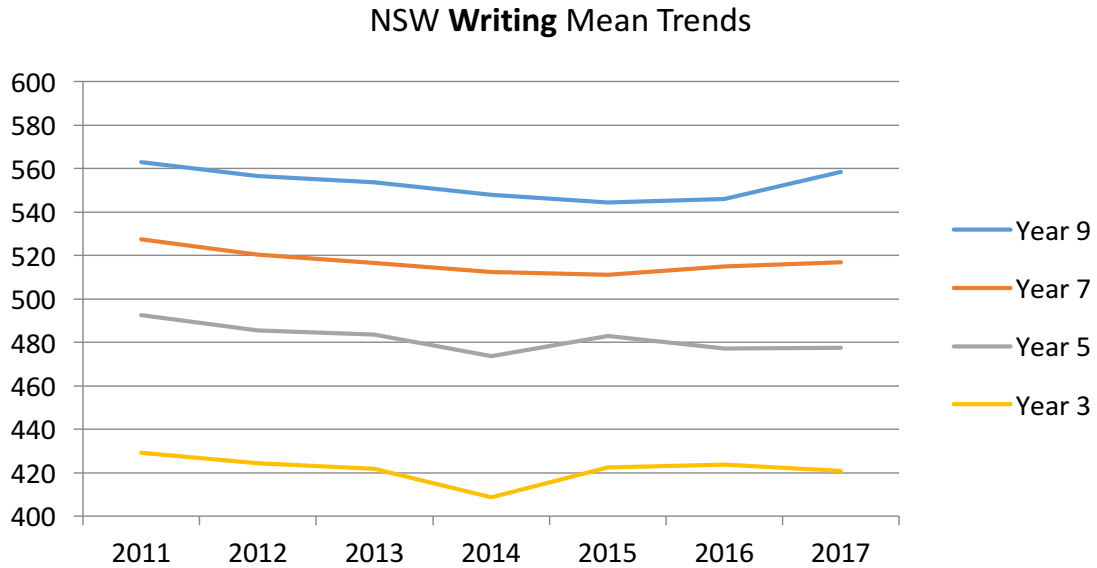
## Reading:

NSW mean scores for Year 3 appear to continue their gradual increase over time.



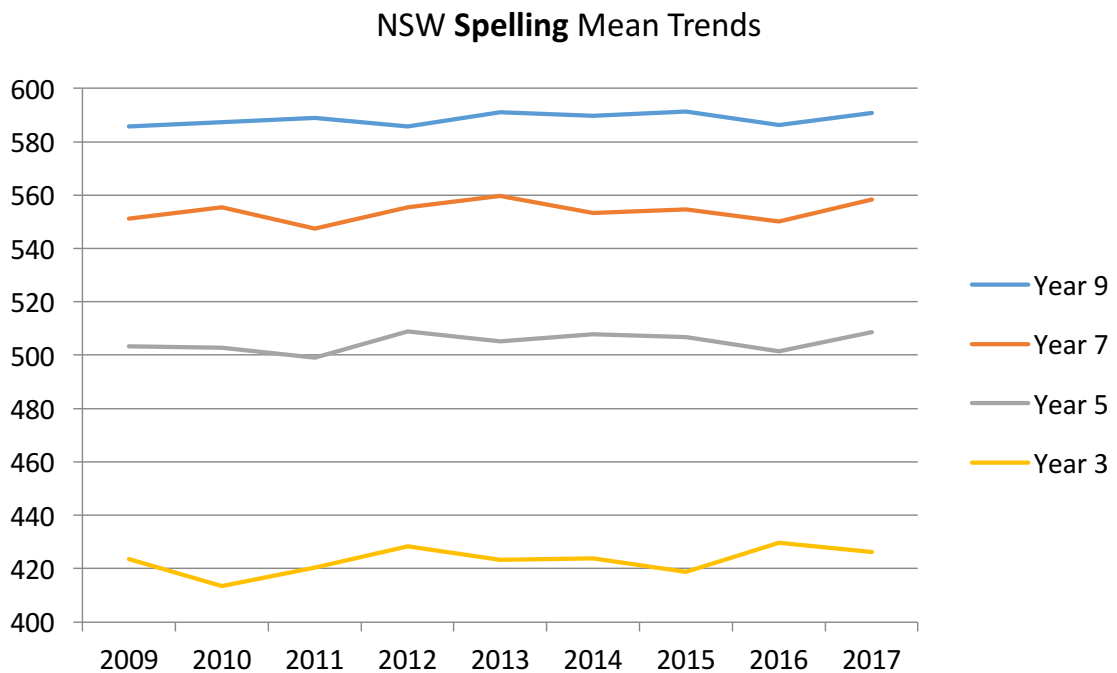
## Writing:

The steady mean score decline in Writing appears to have halted for secondary schools in NSW and turned around for NSW Year 9 in 2017.



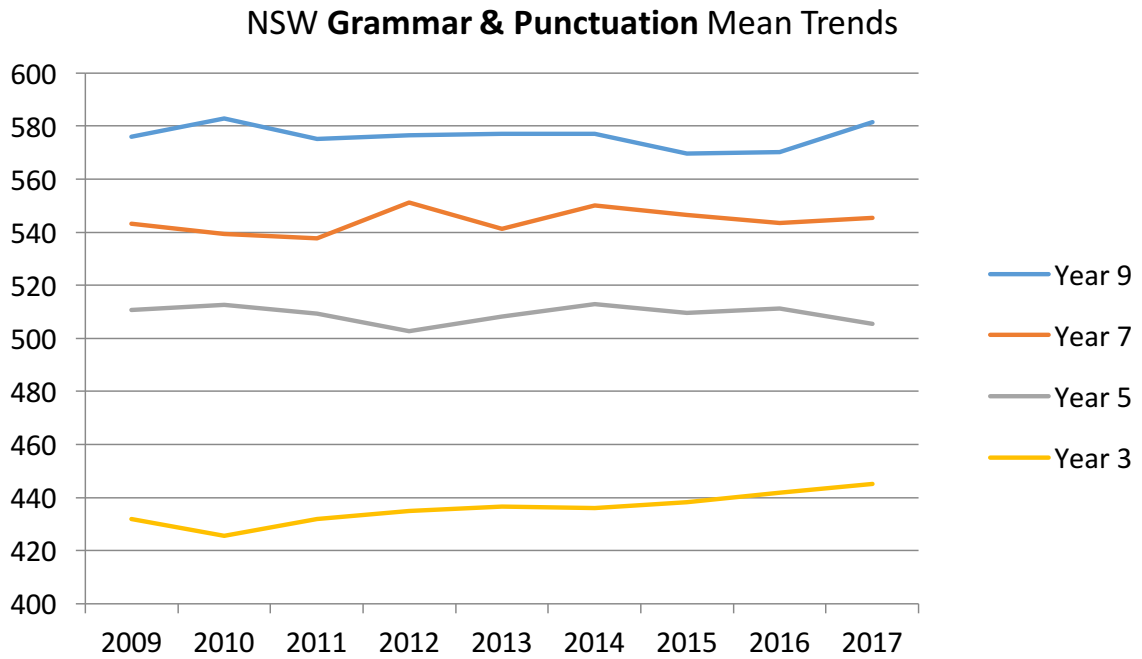
## Spelling:

NSW scores continue to be the highest of any state but with no clear long term trend. In 2017 there was a clear increase in Years 5 through 9 in NSW.



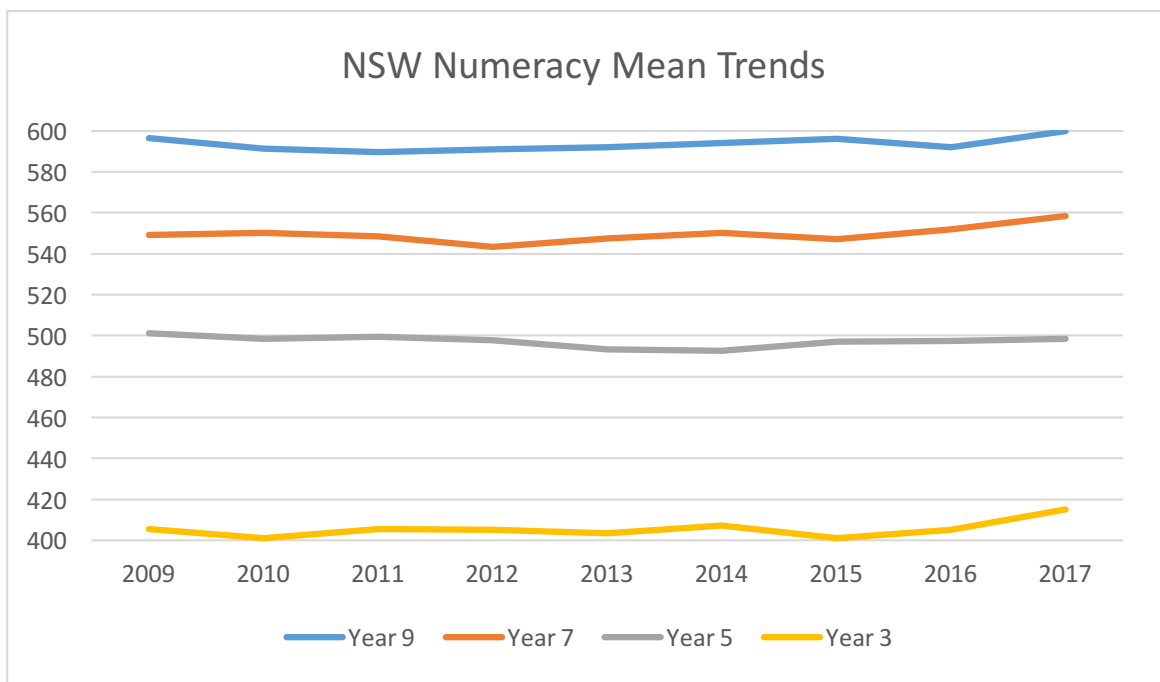
## Grammar and punctuation:

The NSW Year 3 Grammar and Punctuation mean score has continued to increase over time.



## Numeracy:

NSW Numeracy mean scores are relatively stable at high levels over time for all Year levels. In 2017 the mean at all Year levels has moved sharply upward from last year.



## Many Year 9 students have met the HSC minimum standard early

Year 9 students who achieve a Band 8, 9 or 10 in reading, writing and numeracy are considered to have demonstrated the HSC Minimum Standard early.

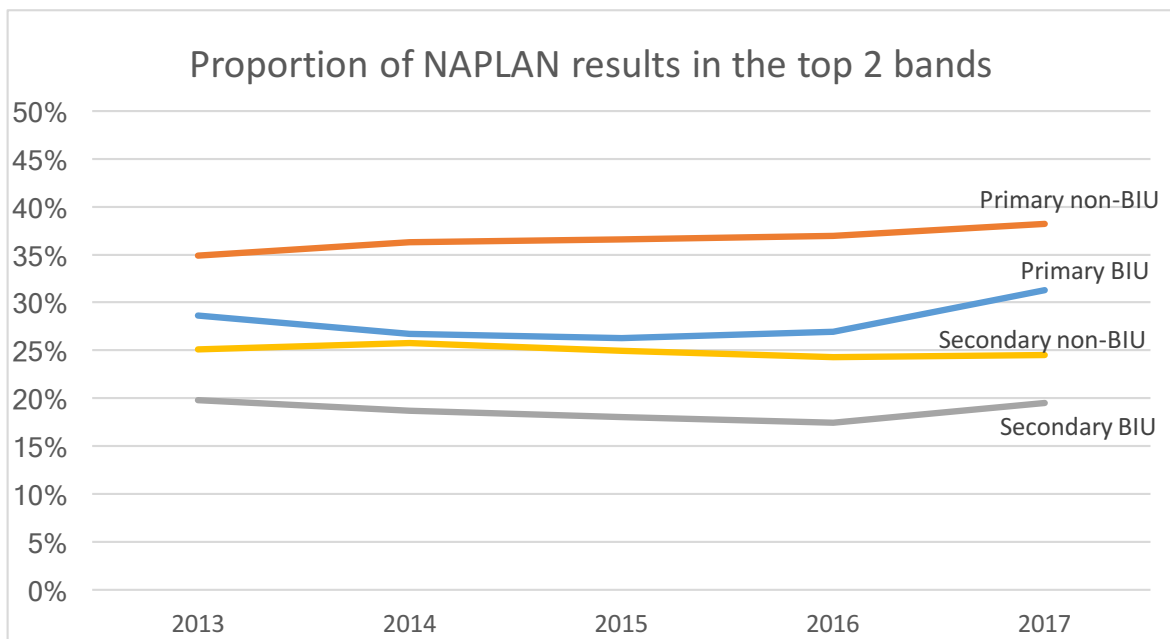
Nearly one third (32 per cent) of Year 9 students have reached the minimum standard for literacy and numeracy in the HSC early by gaining Band 8 or higher in Reading, Writing and Numeracy. This is at least 10 percentage points more than would have reached this level in previous years.

Across the three domains, 54 per cent of students have already met the HSC minimum standard in Numeracy, 55 per cent in Reading and 42 per cent in Writing.

68 per cent of NSW Year 9 students, or 61,015, received at least one test result in Band 8 or above, 52 per cent (46,481) received at least two test results at Band 8 or above and 32 per cent (28,403) attained Band 8 or above in all three.

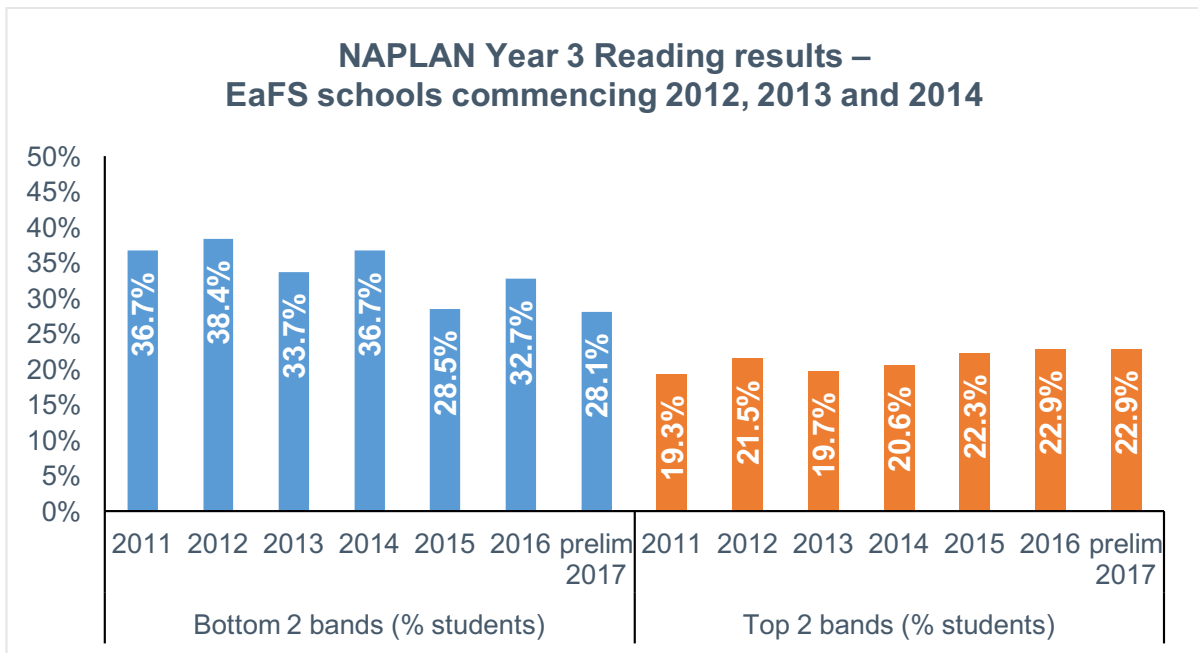
## There are strong signs of success for government school programs and initiatives

- In Year 9, the gap between Aboriginal students' results and results for all students in the proportion of students at or above the minimum standard has substantially decreased.
- In our Connected Communities schools we have achieved marked improvement in reading and writing results
- The Bump it Up schools have been very successful, with those schools as a group achieving greater improvements in results for students in the top 2 bands for reading and numeracy than schools not involved in the program.



**Note:** data has been pooled across Years 3/5 and 7/9 and across reading/numeracy.

- Early intervention in Kindergarten, Year 1 and Year 2 is working: NSW government schools had the highest ever mean scores for Year 3 reading and numeracy.
- Early Action for Success schools on average improved results for their Year 3 students on reading and numeracy, with fewer students in the bottom two bands and higher mean scores.



Preliminary data shows that we have met the Premier’s Priority target early

