

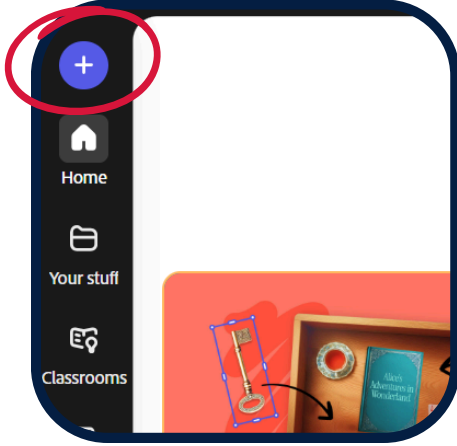
# T4L Support Guides

## Adobe Express

### Combine Files

#### Step 1

Select the **+** icon in the top left corner.



#### Step 2

Select the **quick actions** tab on the right of the pop-up menu.

#### Get started

Create

Quick actions

Standard & Suggested

Social media and ads

Video

Photo

#### Step 3

Scroll down and select **combine files**.



#### Step 4

Tap inside the pop-up window.

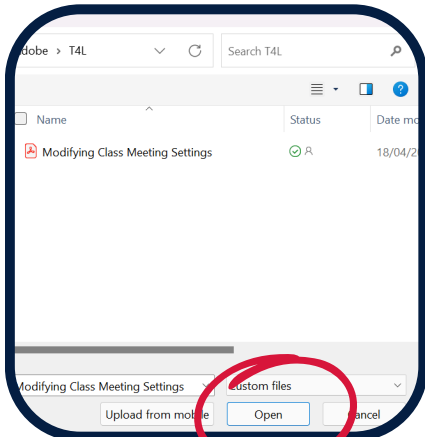


Tap to upload a file

We support files up to 100MB

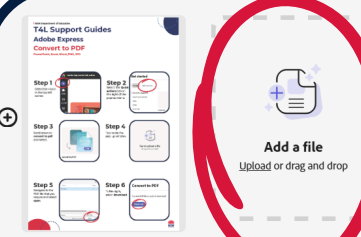
#### Step 5

Navigate to the PDF file that you require and select **open**.



#### Step 6

Add more files in the same manner by selecting **add a file**.



#### Step 7

To the right of your files, ensure the **select all** box is checked, or alternatively individually check the individual pages to be included.

#### Combine files

Add a file from your device to combine pages. Select and drag your page(s) to reorder, delete, or rotate.

Select all



Download

#### Step 8

Hit **download**.

#### Combine files

Add a file from your device to combine pages. Select and drag your page(s) to reorder, delete, or rotate.

Select all



Download