

Coolprogeny

Disclaimer: [ASEPA](#) (Australian Special Education Principals Association) have joined together with UK-based nasen ([National Association for Special Educational Needs](#)) to work in partnership to crowd-source free resources that may be useful in supporting children with complex and/or additional learning needs.

Who is this resource for?

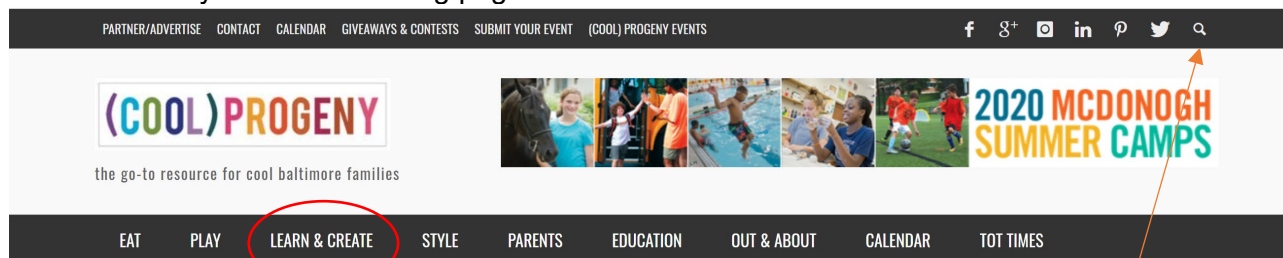
A site that provides information and links to resources for parents. This is a free site. There is no sign up or enrolment necessary.

Under the Learn and Create tab is a growing number of “Cool Fun At Home” lessons that are excellent for younger (K-2) students to work through with their parent.

Setting up

1. Access here [coolprogeny](https://coolprogeny.com/) or via the following link.
<https://coolprogeny.com/>

2. This takes you to the following page:-



3. Click on the Learn and Create tab to find the Cool Fun At Home Lessons

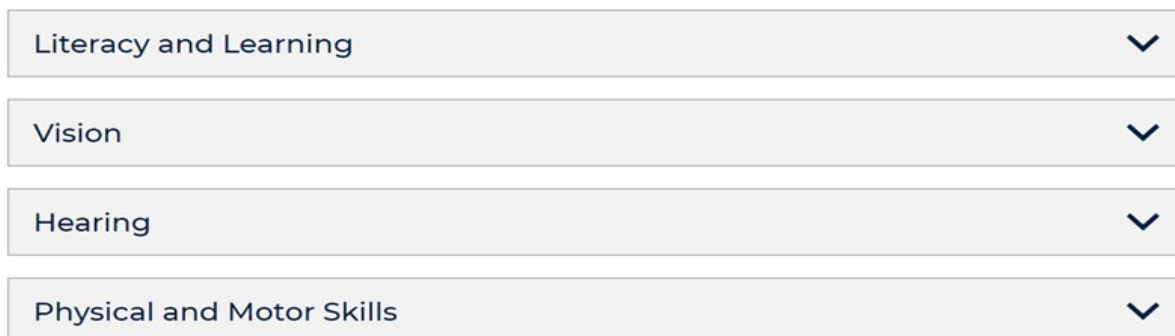
4. Alternatively use the search function - type in Cool Fun At Home to find these lessons

5. The first Cool Fun At Home lesson was created on 16th March and new lessons are being added.

How can my child use this resource?

As parents of students who may have additional learning and support needs or disabilities, you may need some help to make all of this technology work for your child. Below is a link to some 'How to Videos' to support parents with making it easier to work online.

The screen shot shows what you will see when you click on the link.



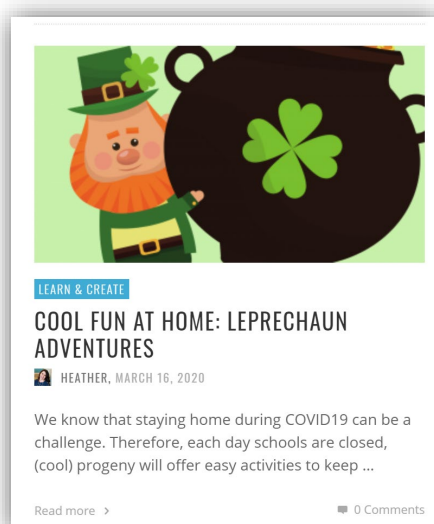
A screenshot of a navigation menu with four dropdown items, each with a downward arrow icon on the right:

- Literacy and Learning
- Vision
- Hearing
- Physical and Motor Skills

<https://education.nsw.gov.au/teaching-and-learning/disability-learning-and-support/resources/assistive-technology#How-to5>

Tips for parents and carers

The Cool Fun at Home resources in Learn and Create are accessed through the list and each lesson has a colourful picture and title.



Click onto the icon which will lead to a lesson:-

WWW.COOLPROGENY.COM

(COOL) FUN AT HOME : DAY 1
LEPRECHAUN ADVENTURES



EXPLORE OUTSIDE	<p>SEARCH FOR LEPRECHAUNS. Grab a pair of binoculars (or decorate a paper towel roll to make a leprechaun looker) and head outside to look for leprechauns!</p> <p>DIY LEPRECHAUN OBSTACLE COURSE: Design a Leprechaun obstacle course. What types of things would a leprechaun have to do to find a pot of gold?</p>
LEARN	<p>WORD FUN: Brainstorm green words. What things are green? What words start with the letter G? Make a list or a collage of images. (<i>Preschoolers</i>)</p> <p>HISTORY LESSON: Head to Kids.NationalGeographic.com to learn about the origin of St. Patrick's Day and how people celebrate now. (<i>Elementary School</i>)</p>
CREATIVITY CHALLENGE	<p>MAKE A LEPRECHAUN TRAP: Make a leprechaun trap! Read a story like "How to Catch a Leprechaun" (available on Audible, too!) and then challenge your kids to make their own leprechaun traps. Need ideas? We have created a Pinterest Board.</p>
MOVE	<p>DANCE LIKE A LEPRECHAUN: Move like a leprechaun! Check out The Leprechaun Dance by The Kiboomers on YouTube or iTunes.</p> <p>LEARN AN IRISH JIG: Give Irish Dancing a try! Head to YouTube and try this intro to Irish Jig video.</p>

Each lesson has a range of different activities suitable for completing at home, also included are other webpage hyperlinks taking you to other suitable resources.

Underneath the lesson plan are simple ideas and details, for parents, on the activities and how to organise and run these.

Activities so far include:

1. Leprechaun Adventures- 16 March
2. Rainbows – 16 March
3. Mindfulness for Kids – 17 March
4. Space! – 19 March
5. World Storytelling Day 20 March
6. Spring Fling – 23 March
7. Summer Camp Dreaming –24 March
8. Wacky Waffle Day – 25 March
9. Ooey, Goey, Slimy, and Messy Fun for Kids – 26 March
10. Animal Safari – 27 March
11. Superhero Fun for Kids – 30 March
12. Crayon Fun for Kids – 31 March

There is also a list of activities for weekends.

Other activities loaded prior to 16 March may also be appropriate.