

[View this email in your browser](#)

To: Subscribers



Education

# Road Safety Education K–6 newsletter

Term 4 2024



## What you need to know

- Safe transition to kindergarten
- Transition to high school safely
- What's happening in schools? Borenore PS bicycle safety day
- New Road safety education policy procedures

- Managing road safety risks
- PDHPE K-10 syllabus – Road safety explicit content examples
- New road safety education teaching and learning activity for stage 3
- Safe transition to kindergarten
- Helmet STAR rating helps selection
- E-bikes in schools update
- Department's Parent and carer – Safe travel webpages
- Location and transport tab on your school website
- Newsletter and social media road safety posts
- Contact us for further information

## **Safe transition to kindergarten**

Road safety information and resources are now available to support a safe and successful start to kindergarten in 2025.

While it's the responsibility of parents and carers to ensure their child's safety when traveling to and from school, schools play a vital role in promoting safe practices every day.

Transition to primary school programs for 2025 provide the perfect opportunity for schools to promote safe road user behaviours onsite and in the school zone to new families.

Find out how to order these kindergarten orientation bags and explore other resources to support your school's [Transition to Kindergarten safely](#).



Transport for NSW – Kindergarten orientation bag and contents.

## Transition to high school safely

Term 4 is the perfect time to start talking to Year 6 students about how they are going to travel to their new high school next year.

Transitioning to high school can be an exciting yet challenging experience for many students. Some students may be fortunate to attend a school close to home and have a short commute, while others may face a longer journey. For these students, it might be their first time using public transport, or they may need to walk or cycle further to reach their new school.

A variety of [Transition to Year 7](#) resources have been developed to assist students and families transition safely to high school.

## What's happening in schools?

Borenore Public School held a great bicycle safety day incorporating knowledge, understanding and skills in a fun-filled day of learning. [Find out how](#) they ran their day.



Students at Borenore Public School enjoying their bicycle safety day.

## **New Road safety education policy procedures**

As part of the revised policies for familiarisation and implementation in Term 1 2025, the [Road Safety Education procedures](#) have been redeveloped.

They provide clear direction and guidance to support effective implementation of road safety education in NSW public schools.

### **Roles and responsibilities**

#### **Principals:**

- Ensure road safety is taught in each stage of learning as part of the PDHPE Kindergarten to Year 10 Syllabus and the mandatory Stage 6 Life Ready course.
- Provide opportunities for staff to undertake the department's road safety education [professional learning](#).
- Regularly communicate and consult with parents, carers and students about the road and traffic conditions near the school, such as changes and hazards.
- Annually review the 'Location and transport' tab on their school's website to ensure current safe travel information is provided to the school community.
- Provide information to parents and carers [promoting safe travel](#).

#### **Teachers:**

- Explicitly teach road safety through the curriculum to meet student needs (pedestrian safety, passenger safety, safety on wheels and future driver education).
- Follow the Excursion and variations of routine procedures and safe travel advice.
- Undertake the department's road safety education professional learning.
- Share student learning with parents and carers to ensure consistent road safety messaging and reinforce safe behaviours.

Refer to the Road safety education procedures — [What needs to be done](#) for more information, details and resources to support schools.

## Managing road safety risks

Principals and other workplace managers are responsible for identifying and implementing appropriate control measures to eliminate or reduce risks as far as reasonably practicable.

[Controlling the risks onsite and in the school traffic environment \(PDF 134 KB\)](#) is a new resource that can help schools review current safety measures and identify additional strategies to reduce road safety risks as part of the risk management process.

The control measures are categorised under the hierarchy of controls and use a whole school approach to promote safety:

- curriculum
- policy, environment and culture
- parents, carers and community partnerships.

## PDHPE K–10 syllabus – road safety explicit content examples

A support document has been developed to identify content in the current PDHPE K–10 syllabus that specifically addresses road safety education.

As stated in the road safety education procedures: Road safety education is required to be taught in every stage of learning from Kindergarten to Year 10 as part of PDHPE.

Teachers make judgements of what content is appropriate to meet the needs of their students.

Download [PDHPE K–10 syllabus – Road safety education – explicit content examples \(PDF 123 KB\)](#).

## **New road safety education teaching and learning activity**

Stage 3 students are vulnerable road users. They are still developing the road safety skills, behaviours and attitudes that, as adults, we take for granted.

This activity is designed to support students to understand the effect their emotions can have on their safety in the road environment and develop skills to make safe decisions for now and into the future.

Download [Stage 3 activity – Emotional regulation and the road environment](#).

## **Helmet STAR rating helps selection**

In NSW, bicycle riders must wear an approved Australian or overseas standard helmet that is correctly fitted and fastened.

The new Helmet STAR (Safety Testing and Assessment Ratings) can help you choose the safest helmet. Helmet STAR awards a star rating from 1 to 5 based on how well they protect a rider's head in a crash.



Find out more at [Helmet STAR – Transport for NSW](#).

## **E-bikes in schools update**

The department's [Riding e-bikes and e-scooters](#) information has been updated to include some frequently asked questions and advice for storing e-bikes on school grounds:

- The charging of e-bike lithium-ion batteries is not permitted on department sites.
- E-bikes are to be stored in a location away from structures.



An example of an e-bike.

## **Department's Parent and carer – Safe travel webpages**

The information on the department's Parent and carers pages have been updated to include frequently asked road safety questions. Share this [Safe travel](#) page with your school community.

## **Location and transport tab on your school website.**

Did you know?

All school websites have a 'Location and transport' tab in the 'About our school' drop down menu with generic information about getting to and from school safely.

Schools can add localised information to the 'Location and transport' tab to provide meaningful information and directions about safe travel to and from their school.

We have developed a guide to assist schools localise and adapt road safety information for their school community.

Download the [School Website Location and transport tab: Guide to adding school specific information \(PDF 1.1 MB\)](#).

About our school Supporting our students Learning at our school Uniform shop, P&C, OOSH Forms and Links Contact us

Home / About our school / Location and transport

## Location and transport

← About our school

School planning and reporting

**Location and transport**

Enrolment

Financial contributions and assistance

Find out about our location and transport details to make getting to school safe and easy.

**On this page**

- Getting to and from school safely
- For parents and carers of younger children
- Subsidised school travel

A school's location and transport tab.

## Newsletter and social media road safety posts

Want some help in communicating road safety messages with your families?


Have a look at the newly developed bank of road safety newsletter flyers and social media posts that can be used to:



- develop and implement effective family engagement strategies
- promote Transport for NSW key road safety messages
- promote positive road safety behaviours around schools.


Download [Newsletter flyers and social media posts](#).

Schools can localise these posts using Canva.




### IN THE SCHOOL ZONE

- Drop off and pick up on the school side of the road
- Follow all parking signs- these help keep your children safe
- Ensure children enter and exit from the safety door (rear left)
- Never call out to them from across the road- it's dangerous
- Never double park- it is illegal and puts children at risk
- Never do a U-turn or three point turn in the school zone



### DRIVING NEAR AN INFORMAL BUS STOP



Slow down to 40km/h when bus lights flash and watch out for children crossing

Sample social media posts.

## Contact us for further information

Contact your local [Road Safety Education Officer](#) for further support for you and your school or email [roadsafetyed@det.nsw.edu.au](mailto:roadsafetyed@det.nsw.edu.au).

## Meet the Road Safety Education Team



Kim Flack  
Road Safety Education  
Coordinator



Renae Neagle  
Road Safety Education  
Advisor



Jhoanna Salvador  
Administration Officer

### Road Safety Education Officers



Amy Brett  
Coffs Harbour Office



Emma McGee  
Warilla Office



Lee Armstrong  
Macquarie Park Office



Kelly Butler  
Adamstown office



Callan Burgess  
Albury Office



Kim Yatras  
Nirimba Office



Nicky Stiasny  
Arncliffe Office



Chris North  
Bathurst Office



Denise Tyra  
Glenfield Office

Road safety Education Officers, Amy Brett, Coffs Harbour Office, Emma McGee, Warilla Office, Lee Armstrong, Macquarie Park Office, Kelly Butler, Adamstown Office, Callan Burgess, Albury Office, Kim Yatras, Nirimba Office, Nicky Stiasny, Arncliffe Office, Chris North, Bathurst Office, Denise Tyra, Glenfield Office.

We recognise the Ongoing Custodians of the lands and waterways where we work and live. We pay respect to Elders past and present as ongoing teachers of knowledge, songlines and stories. We strive to ensure every Aboriginal and/or Torres Strait Islander learner in NSW achieves their potential through education.



You have received this as you are subscribed to the **Road Safety Education newsletter**. If you no longer want to receive this content, please email [roadsafetyed@det.nsw.edu.au](mailto:roadsafetyed@det.nsw.edu.au).