

Unit 2

I am learning Korean

한국어 배워요.



By the end of the unit, you should be able to:

- name classroom objects
- ask and say who things belong to
- ask and say where something is
- ask and say what is in a school bag
- ask and say in which year someone is at school
- count from 1 to 10
- ask and say in which period a particular subject takes place
- name some language subjects
- follow classroom instructions
- read and write classroom objects.

Contents

Tune in.....	6
I'm learning Korean.....	7
Situation A: Ms Lee asks questions in class.....	7
Situation B: Susie and Minho come across each other in the school corridor.....	7
Situation C: Susie and Junho are talking about their language classes in the school corridor.....	8
단어와 표현 Vocabulary and expressions.....	9
Naming classroom objects.....	10
Dialogue.....	10
Sentence pattern.....	10
Explanation.....	10
Say 이것 if something is close to you.....	11
Say 저것 if something is not close to you.....	11
Let's write!.....	11
Let's speak!.....	12
Listen carefully and repeat.....	13
Let's speak!.....	14
Asking and saying who things belong to.....	15
Dialogue.....	15
Explanation.....	15
Sentence pattern.....	16
Let's write!.....	16
Listen carefully and repeat.....	17
Let's speak!.....	18
Asking and saying where something is.....	19
Dialogue.....	19
Explanation.....	19
Listen carefully and repeat.....	21
Let's write!.....	22
Sing along!.....	23
Sentence pattern.....	23
Let's speak!.....	24
Let's play a game!.....	24
Let's write!.....	25
Asking and saying which year someone is at school.....	26
Dialogue.....	26
Explanation.....	26
Sentence pattern.....	26

Asking and saying in which period a particular subject takes place.....	30
Dialogue.....	30
Explanation.....	30
Sentence pattern.....	31
Listen carefully and repeat.....	32
Let's speak!.....	33
Let's write!.....	34
Classroom instructions.....	35
Cultural spotlight.....	36
Project.....	37
Project part 1: My Korean language class.....	37
Project part 2: Interesting facts about school life in Korea.....	37
Poster creation tips.....	38
With a partner.....	39

Copyright

This resource contains information, data, documents, pages and images ('the material') prepared by the NSW Curriculum and Learning Innovation Centre (NSW CLIC). The material is subject to copyright under the Copyright Act 1968 (Cth), and it is owned by the State of New South Wales through the Department of Education and Communities although it may contain material that is owned by other parties.

You must, however, obtain permission from the Department if you wish to:

- charge others for access to the work (other than at cost)
- include all or part of the work in advertising or a product for sale, or
- modify all or part of the work.

To obtain such permission please contact NSW CLIC Business Development at clic.marketing@det.nsw.edu.au

You may publish the material to another website, however if you publish an entire document or publication, we prefer you to make a direct link to this website to ensure that the latest version is always displayed.

Disclaimer

In compiling the information contained in and accessed through this website, NSW CLIC has used its best endeavours to ensure that the information is correct and current at the time of publication but takes no responsibility for any error, omission or defect therein.

To the extent permitted by law, the Department of Education and Communities and NSW CLIC, its employees, agents and consultants exclude all liability for any loss or damage (including indirect, special or consequential loss or damage) arising from the use of, or reliance on the information contained herein, whether caused or not by any negligent act or omission. If any law prohibits the exclusion of such liability, the Department and NSW CLIC limits their liability to the extent permitted by law, for the resupply of the information.

Third party sites

This website may contain links to third party websites and resources. Neither the Department nor NSW CLIC are responsible for the condition or content of these sites or resources as they are not under the control of the Department or NSW CLIC.



This material is licensed under the National Educational Access Licence for Schools (NEALS). Schools administered or represented by parties to NEALS may freely reproduce and/or make available online or electronically transmit this material in whole or part for educational uses.

The NSW Department of Education and Communities would like to acknowledge the following people who have contributed to the development of this resource:

Illustrations: Ga Hee Lee & Joanne Lee-Jung

Tune in

Look at the pictures. Discuss in English.

- Where are they?
- What are they doing?
- Is there anything similar or different to your school?
- Is there anything similar or different to your classroom?



I'm learning Korean



Situation A: Ms Lee asks questions in class. *Track 2*



Situation B: Susie and Minho come across each other in the school corridor. *Track 3*





Situation C: Susie and Junho are talking about their language classes in the school corridor. Track 4



Do you understand the dialogues?
Check your understanding again
at the end of this unit.



단어와 표현 Vocabulary and expressions Track 5

Korean	English meaning
이것	this
가방	bag
누구	who
안에	inside, in
있어요	is, have
파란색	blue
도시락	lunch box
몇 학년	which school year
7 학년	year 7
8 학년	year 8
오늘	today
한국어	Korean
중국어	Chinese
수업	class
몇 교시	which period
3 교시	Period 3
이것은 뭐예요?	What is this?
누구 가방이에요?	Whose bag is this?
가방 안에 뭐가 있어요?	What is inside the bag?
몇 학년이에요?	Which year are you in?
몇 교시에 있어요?	Which period is it?
오늘 한국어 수업이 있어요?	Do you have Korean class today?
오늘 중국어 수업이 있어요?	Do you have Chinese class today?
네, 있어요.	Yes, I do.
아니요, 없어요.	No, I don't.

Naming classroom objects



Dialogue Track 6

선생님 teacher: 이것은 뭐예요? What's this?

수지 Susie: 이것은 가방이에요. This is a bag.

선생님 teacher: 저것은 뭐예요? What's that?

준호 Junho: 저것은 연필이에요. That is a pencil.



Sentence pattern

Q. + + 예요?

A. + + 이에요/예요.

Explanation

How do you say what this is?

You have learned the question, “What is your name?” in Korean in Unit 1. It is “이름이 뭐예요?” *ireumi mwoyeyo*. Here, 뭐예요 *mwoyeyo* is a question phrase which is equivalent to ‘what is’ in English.

The Korean word for ‘this’ is easy to remember: 이것 *igeot*. To ask what this is, say 이것은 *igeot-eun* and then add 뭐예요 *mwoyeyo*.

To answer, you just replace the question word 뭐 *mwo* with the answer and keep the rest of the sentence the same. For example, 이것은 뭐예요? *igeot-eun mwoyeyo?* 이것은 가방이에요. *igeot-eun gabang-iyeyo*. Of course, the sentence ending is either 이에요 or 예요 depending on the answer word ending as you mastered in Unit 1.



이것 *igeot* or 저것 *jeogeot* ?



Say 이것 if something is close to you


이것은 뭐예요?
igeot-eun mwoyeyo?



이것은 가방이에요.
igeot-eun gabangiyeoyo.

Say 저것 if something is not close to you

저것은 뭐예요?
jeogeot-eun mwoyeyo?



저것은 연필이에요.
jeogeot-eun yeonpil-iyeyo.



Let's write!

Trace over each letter with your finger. Follow the correct order for writing it.
Say it to yourself as you trace over it.

요

이

뭐

저

은

것

예요



Let's speak!

With a partner, decide which word each person should use: 이것은 *igeot-eun* or 저것은 *jeogeot-eun*.

<p>_____ 뭐예요?</p>		<p>_____ 컴퓨터예요. <i>computer-yeyo.</i></p>	
<p>_____ 뭐예요?</p>			<p>_____ 펜이에요. <i>pen-ieyo.</i></p>
<p>_____</p>			<p>_____ 사전이에요. <i>sajeon-ieyo.</i></p>
<p>_____</p>		<p>_____ 지도예요. <i>jido-yeyo.</i></p>	
<p>_____</p>			<p>_____ 한국어 책이에요. <i>chaek-ieyo.</i></p>

In the conversation, the teacher is asking Susie and Junho to name some classroom objects. Here is the list of classroom objects to learn more.

Listen carefully and repeat *Track 7*

			
연필 <i>yeonpil</i>	연필깎이 <i>yeonpilkkakki</i>	색연필 <i>saegyeonpil</i>	필통 <i>piltong</i>
			
펜 <i>pen</i>	자 <i>ja</i>	가위 <i>gawi</i>	플 <i>pul</i>
			
지우개 <i>jiugae</i>	공책 <i>gongchaek</i>	사전 <i>sajeon</i>	지도 <i>jido</i>
			
책상 <i>chaeksang</i>	의자 <i>uija</i>	컴퓨터 <i>computer</i>	칠판 <i>chilpan</i>
	<p> Did you know? In Korean, an exercise book is called 공책 <i>gongchaek</i> which means an 'empty book'.</p>		
시계 <i>sigye</i>			



Let's speak!

Form a small group and play the stationery board game!

In a group, roll a die (say aloud '이것은 뭐예요? *igeot-eun mwoyeyo?* when rolling a die) and say aloud the items in the box in Korean. If you fail to name the item, then you have to let your partner roll the die again. Shout 이겼다 *igyeotta* when you reach the goal.

The board game grid consists of the following cells from top-left to bottom-right:

- START** (Green arrow pointing right)
- Row 1:** Ruler (yellow), 지도 (grey), Go forward 3 spaces (purple), Calculator (yellow), ABC book (green)
- Row 2:** 이 (white), 것 (white), 은 (white), 5 + 3 = 8 (yellow), Go back 2 spaces (red)
- Row 3:** Computer (yellow), Go forward 2 spaces (purple), 물 (grey), NOTE book (yellow), Pencil (grey)
- Row 4:** 색연필 (grey), 뭐 (white), 예 (white), 요 (white), ? (white)
- Row 5:** Pen (yellow), 의자 (grey), Go back 3 spaces (red), Scissors (grey), GOAL (yellow, with starburst and arrow)



Did you know? 이겼다 *igyeott* means 'I've won!' Koreans use this expression when they win a game.

What does the board game look like? Which Korean script does it remind you of?

Asking and saying who things belong to



Dialogue Track 8

선생님 teacher: 누구 가방이에요? Whose bag is (this)?


수지 Susie: 준호(의) 가방이에요. It is Junho's bag.

선생님 teacher: 누구 책이에요? Whose book is (that)?

수지 Susie: 준호 것이에요. It is Junho's.



Note: Brackets (...) around words in a dialogue show that those words can be omitted.



의 *ui* is a possessive marker, similar to 'of' in English.

Explanation

누구 *nugu* is a question word which is equivalent to 'who' or 'whose' in English. If you want to ask whose bag this is, just say 누구 *nugu* first and add 가방 *gabang* 이에요 *ieyo*. This is the same word order as in English. You can make more questions by replacing 가방 *gabang* with other words.

To answer the question, you can replace 누구 *nugu* with the answer: that is, put the owner's name and keep the rest of the sentence the same. For example, Junho's bag is 준호 가방이에요 *Junho gabang-ieyo* in Korean.

If you don't want to repeat the same word '가방' in your response, just say the owner's name and add 것 *geot* i.e. 준호 것이에요. If the '가방' belongs to you, say '내 것이에요' *nae geosieyo*.



Sentence pattern

Q.	누구	+	Object name	이에요? / 예요?
A.	Person's name	+	Object name or 것	이에요. / 예요.

것 *geot* is a noun basically referring to a thing.



Tongue twister:

Say "what's mine is mine, and what's yours is also mine" in Korean.

내것은 내것이고 네것도 내것이다.

naegeot-eun naegeot igo negeot-do

















Let's write!

Trace over each letter with your finger. Follow the correct order for writing it. Say it to yourself as you trace over it.





Listen carefully and repeat Track 9


- | | | | |
|---|---|---|-----------|
| 1 | 
Minho |  | 이에요 / 예요. |
| 2 | 
Minjun |  | 이에요 / 예요. |
| 3 | 
Mia |  | 이에요 / 예요. |
| 4 | 
Susie |  | 이에요 / 예요. |
| 5 | 
Junho |  | 이에요 / 예요. |
| 6 | 
Jisung |  | 이에요 / 예요. |
| 7 | 
Linda |  | 이에요 / 예요. |

After you have listened to and repeated the seven sentences, read the sentences randomly to your partner. Your partner then points to the number you read. Take turns.



Let's speak!

Your partner asks some questions to return lost property to its owner. To answer the questions, follow these lines with your finger to find out who owns each item. Use the following sentence patterns. Take turns.



Lost property

Owner

1				Mia
2				Junho
3				Minjun
4				Susie
5				Minho
6				Jisung
7				Linda

Asking and saying where something is



Dialogue Track 10

선생님 teacher: 가방 안에 뭐가 있어요?
What do you have in your bag?

준호 Junho: 파란색 도시락이 있어요.
I have a blue lunch box.



Explanation

1. 이/가

In this unit, the subject marker 이/가 *i/ga* will be introduced. 이/가 *i/ga* is attached to a noun to indicate the subject of a verb.

How to decide the use of 이/가:

이 is added when the noun ends in a consonant, whereas 가 is added after a vowel-ending noun.

책

↗ is a consonant, so you need to use 책이 있어요.

지도


↗ is a vowel, so you need to use 지도가 있어요.

2. 있어요 / 없어요.


있어요 *iseoyo* is a verb equivalent to 'have/has' or 'am/are/is' in English. The opposite is 없어요 *eopseoyo*. If you want to say you have something, you can just add 있어요 after an object that you have.

N 이/가 있어요. → (I) have N.


N 이/가 없어요. → (I) don't have N.



Remember! In Korean, a verb falls at the **end** of the sentence.



Do you have a dictionary?
Answer in Korean.

 **Did you know?** Have you noticed that Junho starts speaking to his friends saying 저 **Jeo**? It is equivalent to 'um' in English if said with some hesitation.



3. Colours

Here is the list of colours. Can you find a common word or sound by reading each colour? All the names of colours have 색 *saek* which means 'colour' in Korean. Now listen carefully to the name of each colour and repeat what you heard



Listen carefully and repeat **Track 11**

Colours 색깔

	빨간색 <i>ppalgan-saek</i>		보라색 <i>bora-saek</i>
	주황색 <i>juhwang-saek</i>		하얀색 <i>hayan-saek</i>
	노란색 <i>noran-saek</i>		검정색 <i>geomjeong-saek</i>
	초록색 <i>chorok-saek</i>		분홍색 <i>bunhong-saek</i>
	파란색 <i>paran-saek</i>		갈색 <i>gal-saek</i>
	남색 <i>nam-saek</i>		회색 <i>hoe-saek</i>

If you want to say 'blue lunch box', say the blue colour and add lunchbox in Korean:
파란색 도시락 *paran-saek dosirak*.

Do you like rainbows?


The colours of the rainbow can be shortened as

빨 주 노 초 파 남 보

ppal-ju-no-cho-pa-nam-bo, which is the combination of the first letters of each colour.

What is a rainbow in Korean?

mujigae 무지개





Let's write!

Trace over each letter with your finger. Follow the correct order for writing it.
Say it to yourself as you trace over it.

빨

주

노

초

파

남

보

간

란

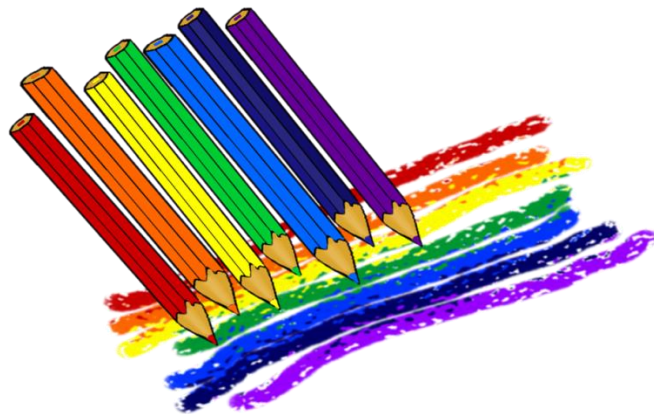
황

록

나

라

색





Sing along! Track 12

Colour song

빨간색 주황색 노란색 *ppal-gan-saek juh-wang-saek no-ran-saek*
 초록색 파란색 남색 보라색 *cho-rok-saek pa-ran-saek nam-saek bo-ra-saek*
 I can sing a 무지개, *I can sing a mu-ji-gae,*
 Sing a 무지개, sing a 무지개 *sing a mu-ji-gae, sing a mu-gi-gae.*
 빨 주 노 초 파 남 보 *ppal-ju-no-cho-pa-nam-bo*
 빨 주 노 초 파 남 보 *ppal-ju-no-cho-pa-nam-bo*
 빨 주 노 초 파 남 보 *ppal-ju-no-cho-pa-nam-bo*
 I can sing a 무지개, *I can sing a mu-ji-gae,*
 Sing a 무지개, sing a 무지개 *sing a mu-ji-gae, sing a mu-gi-gae.*



Musical notation for the song with lyrics in Korean and English. The lyrics are: 빨간색 주황색 노란색 초록색 파란색 남색 보라색 I can sing a 무지개, sing a 무지개, sing a 무지개, 빨 주 노 초 파 남 보, 빨 주 노 초 파 남 보, 빨 주 노 초 파 남 보, I can sing a 무지개, sing a 무지개, sing a 무지개.



Sentence pattern

Q. 가방 안에 + 뭐가 + 있어요?

A. Object name + 이
or
가 + 있어요.





Let's speak!

You have lost your bag in the school grounds and just heard an announcement that a bag is in safekeeping at the front office. You have to describe what items are in your bag including their colours to prove that is your lost bag.

Your partner will ask you what is in the bag in Korean: “가방 안에 뭐가 있어요?” *gabang ane mwo-ga iseoyo?* You look at the picture below and describe each object, including its colour. For example, you can start by saying, 파란색 도시락이 있어요. *paransaek dosirak-i iseoyo.*



Let's play a game!

Memory game

First round: Play in a group of five. Place seven to ten stationery items on your desk. Show your group for 30 seconds. Then take one or two items away and see whether the group can find what are missing. The group should say the name of the missing items in Korean.

Second round: Make the game more challenging. Take the items away and move the other items around on the desk. The group should remember the colours as well as the items.



Let's write!

시

위

색

상

연

필

의

공

가

방

이

자

깍

책

계

통

풀

펜



Quiz

How many classroom objects can you find from the scrambled words above? What are they?

Asking and saying which year someone is at school



Dialogue Track 13

미아 Mia: 몇 학년이에요?
Which year are you in?

수지 Susie: 7 학년이에요.
I am in Year 7.

미아 Mia: 나도 7 학년이에요.
I am in Year 7 too.



도 *do*: This is a particle attached to a noun to mean 'also' or 'too'.
나도 = me too

Explanation

To ask someone which year he/she is in, say a question word, 몇 *myeot* and add 학년이에요? *Hang-nyeon-ieyo?*

The Korean word, 학년 *hang-nyeon* means a school grade in English. To say in which year you are, just add 학년 after the number of your school year, which is the opposite to how it is said in English. For example, if you are in Year 7, say 7 학년: 7 *chil* first and then add 학년 *hang-nyeon*.



Sentence pattern

Q. + 학년이에요?


A. + 학년이에요

To answer the question as to which year you are in, you will have to learn the numbers from 1 to 10. After the number 10, it is very easy to say any numbers in Korean.

Let's count from 1 to 10.

1	2	3	4	5
일	이	삼	사	오
<i>il</i>	<i>i</i>	<i>sam</i>	<i>sa</i>	<i>o</i>

6	7	8	9	10
육	칠	팔	구	십
<i>yuk</i>	<i>chil</i>	<i>pal</i>	<i>gu</i>	<i>sip</i>



Let's count more!



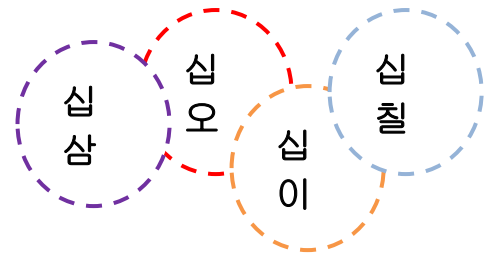
Can you guess how to say number 11 in Korean?

It's all about addition!

11 = 10 + 1

So, 11 is 십일 in Korean.

The same applies for numbers up to 19.



Here is a more challenging question.

Can you say 20 in Korean? This time, we need to multiply!

20 = 2 x 10

So, 20 is 이십 in Korean. The same applies for numbers 30, 40, and up to 90.



Can you say the following numbers
in Korean?
11, 14, 16, 18, 19
40, 70, 90



The most popular number in Korea



Koreans traditionally like odd numbers. This is based on the Yin-Yang philosophy in Korean society. The symbols of “Yang”, the odd numbers 1, 3, 5, 7 and 9 mean life, strength and brightness, whereas the symbols of “Yin”, the even numbers 2, 4, 6, 8 and 10 indicate death, weakness and fear.

Koreans especially like the number 3. It is considered the perfect number because it is the addition of the odd number 1 and the even number 2. Do you know how much Korean people love the number 3? Here are some examples. When Korean people play 가위바위보 *gawibawibo* (Rock Paper Scissors), they enjoy doing 삼세판 *samsepan* (three times) to bring it to an end. Koreans also love to give 만세삼창 *mansesamchang* (three cheers) when they express their great delight. Moreover, Korean people usually forgive up to three times.

Also, many days which fall on double odd numbers are special days or holidays in Korea. For example 5th May is Children’s day and it is a national holiday.


Nowadays, Koreans like the lucky number 7, or dislike the number 13 because of the influence of Western culture.



Did you know? there is no 4th floor in Korean buildings and lifts? That’s because the pronunciation of number 4 is the same sound of a word meaning of ‘death’. So, ‘F’ is used to indicate the 4th floor.



What is your favourite number? Why?
Say that number loudly in Korean.










Let's speak!

Ask your partner to pick some images of students randomly and ask which year she/he is in. To answer the question, follow the lines with your finger to find out their grades. Say it aloud when your finger reaches each word. Take turns.

수지, 톰은 몇 학년이에요?
Susie, tom-eun myeot hangyeon-ieyo?



육학년이에요.
Yuk hangyeon-ieyo.

 Tom		오학년
 James		육학년
 Noah		칠학년
 Jisung		팔학년
 Mia		구학년
 Mina		십학년

Asking and saying in which period a particular subject takes place Track 14



Dialogue

수지 Susie: 오늘 한국어 수업이 있어요?
Do you have Korean class today?

준호 Junho: 네, 있어요. Yes, I do.

수지 Susie: 몇 교시에 있어요?
Which period do you have it?

준호 Junho: 3 교시에 있어요.
(I have it) in period 3.

수지 Susie: 오늘 중국어 수업이 있어요?
Do you have Korean class today?

준호 Junho: 아니요, 없어요. No, I don't.



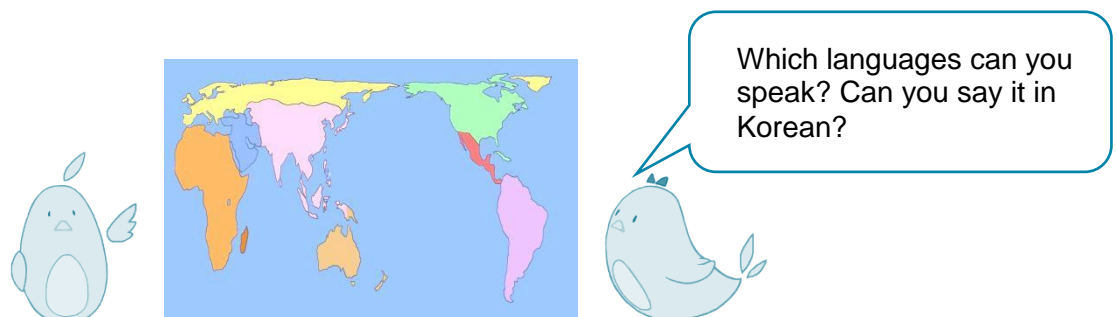
Explanation

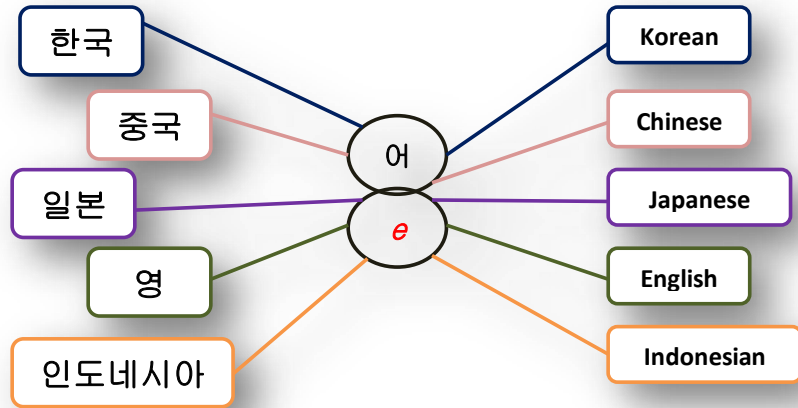
- How do you ask whether someone has a particular class today?

You can ask a question and reply which period a particular subject is, using the verbs you have already met: **있어요** *iseoyo* and **없어요** *eopseoyo*. Just say the subject name and add 수업 *sueop* **있어요?** *iseoyo?*

- How do you say the name of a language?

In Unit 2, you only learn some language subjects in Korean. So it is easy. Do you remember how to say your nationality in Unit 1? You put 사람 *saram* after the name of a country. Very similar to this, you can put 어 *eo* after the name of country to indicate a language of a country: the Korean language is 한국어 *hanguk-eo*.





3. How do you ask in which period someone has a class?

The Korean word, 교시 *kyosi* means a class period in English. To ask, say a question word, 몇 *myeot* first and add 교시에 있어요? *kyosi-e-iseoyo?*

To answer, just add 교시 after the number i.e. 3 *sam* first and then add 교시 *kyosi*.



Sentence pattern


Q. 오늘 + 한국어 + 수업(이) + 있어요?
Time marker Language subject

A. 네, 있어요.
or
아니요, 없어요.

Q. 몇 + 교시에 있어요?

A. Number + 교시에 있어요.
















일 이 삼 사 오 육 칠 팔 구 십



Do you remember? 오늘 *o-neul* means today. In Korean, the time markers usually come at the beginning of a sentence.



Listen carefully and repeat *Track 15*

1.  오늘 중국어 수업이 있어요?
 네, _____

2.  _____ 있어요?
 아니요, _____

3.  _____ 있어요?
 아니요, _____

4.  _____ 있어요?
 네, _____

5.  *교시* 몇 교시에 _____?
 _____ 에 _____




Let's speak!

Junho and Susie have language classes today. Imagine that you are Junho and your partner is Susie. With your partner, look at the timetables below and ask and answer each other about which period you have particular language subjects. Take turns.

Junho's timetable	
1 교시	Korean
2 교시	English
3 교시	Chinese
4 교시	Indonesian
5 교시	Japanese

준호, 오늘 한국어 수업 있어요?
Junho, oneul hangukeo sueop iseoyo?

몇 교시에 있어요?
Myeot gyosi-e iseoyo?



네, 있어요.
Ne, iseoyo.

1 교시에 있어요.
Il-gyosi-e iseoyo.




Susie's timetable	
1 교시	
2 교시	
3 교시	
4 교시	
5 교시	





Let's write!

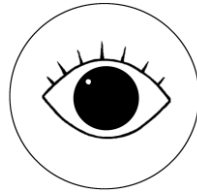
Trace over each letter with your finger. Follow the correct order for writing it.
Say it to yourself as you trace over it.



How many sentences can you find from the scrambled words above? What are they?
Note: You will need to use some letters twice to make sentences.

Classroom instructions Track 16

How would your Korean language teacher ask you to do something in class?
Listen to these instructions in a Korean classroom.



보세요

boseyo

Please look.



들으세요

deureuseyo

Please listen.



말하세요

malhaseyo

Please speak.



쓰세요

sseuseyo

Please write.



읽으세요

ilgeuseyo

Please read.



조용히 하세요

joyonghi haseyo


Be quiet, please.



따라하세요

ttara-haseyo

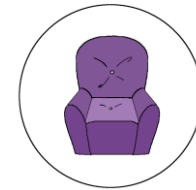
Repeat after me, please.



한 번 더 (하세요)

han beon deo (haseyo)

Once more, please.




쉬세요

swiseyo

Please have a rest.

Action!

- With your teacher, read, say and follow each instruction.
- With your partner, read out each instruction randomly for your partner to do the corresponding actions. Take turns.
- Let's have a class mime competition. In pairs, mime some of the classroom instructions for your partner to say the instructions in 60 seconds. Take turns. You can be a winner if you get your partner to say the most instructions.



참 잘했어요!
cham jalhaeseoyo!

Cultural spotlight

The Korean school system follows a 1-6-3-3 approach: 1 year kindergarten (유치원 *yuchiwon*), 6 years for primary school (초등학교 *chodeunghakgyo*), 3 years for junior high school (중학교 *junghakgyo*), and 3 years of senior high school (고등학교 *godeunghakgyo*). Unlike Australian schools, most Korean schools begin their new semester in March and in August: the school year runs from March to February with about 40 days summer holidays and 45 days winter holidays.



The compulsory school years are up to junior high school, but most junior high school students continue to study at senior high school because education is a high priority in Korea. Korean students are especially well known for their excellent performance in maths and science. After school, most students, even primary students, attend a cram school or a coaching college. The entrance examination for university (대학교 *daehakgyo*) is very competitive and intense. For this reason, many school students do not have time for a part-time job after school.

What is the learning style of Korean students? Korean students emphasise accuracy over fluency. Whilst students may appear shy in class, their reluctance to ask questions and respond may be based on a desire to answer accurately or not at all, rather than provide an incorrect response.



There is a 반장 *banjang* (class captain) in every class in primary, junior high school and senior high school. Before each lesson begins, the class captain usually stands up and says aloud, “차려 *charyeo* (attention!), 경례 *gyeongnye* (bow)”. Then all students greet their teacher saying, “선생님, 안녕하세요” (Hello, teacher). After each class, students also say, “선생님, 감사합니다.” (Thank you, teacher) before the teacher leaves the classroom. In contrast to Australian high schools, students in Korea stay in their home room for a whole day, and the various subject teachers go around the individual classrooms.



If you live in Korea, which school are you attending?

Project


Create a Korean language class poster with research on school life in Korea and then present it to the class. You can work with a partner to complete this project. Follow the instructions below:

Project part 1: My Korean language class

Can you write some details about your Korean language class? As a minimum, your Korean language class profile should include your name, a photo of the classroom and some classroom objects, class periods, and the classroom number (or name). This part should be completed in Korean.




You are encouraged to use a range of digital tools as much as you can. Do you have your own blog or homepage? If so, you might want to upload your project there and share with your class. Or you might just use OneNote or PowerPoint applications as your presentation tool. In your blog or a presentation tool, you can record your voice for your profile (Project part 1) using Audacity or Voki - whatever tools suit you. Apart from this, there would be many options for this project. Discuss with your teacher which digital tool is best for you, if necessary.



Project part 2: Interesting facts about school life in Korea

How much do you know about school life in Korea? Are there any similarities or differences from your school life in Australia? You have some knowledge about school life in Korea from reading the previous page. However, there are more interesting facts about it. You can choose any topic related to the title 'Interesting facts about school life in Korea'. Some suggested topics include 'school uniform', 'after-class activities', 'food service at school', 'Class captain election', and 'students' duty to clean their classrooms' and so forth. Your research findings should be in the form of a poster. This part could be completed in English.



Poster creation tips

You are encouraged to use a range of digital tools to create your poster, although you are allowed to create the poster using A3 sized paper. In your digital poster, you can include images, video links and audio files: you can record your voice to complete Project part 1 instead of writing. To get started on your interactive digital poster, discuss with your teacher which digital tool is best for you.



With a partner

Make up a dialogue with a partner. You have to decide who is A and who is B.

A 이것은 저것은 뭐예요?

B 이것은 가방 의자 책상 이에요. 저것은 예요.

A 누구 가방 것 이에요?

B 준호 가방 것 이에요.

A 가방 안에 뭐가 있어요?

B 책 자 연필 사전 도시락 컴퓨터 이 가 있어요.

A 몇 학년이에요?

B 7 8 9 10 학년이에요.


A 오늘 한국어 중국어 일본어 인도네시아어 수업이 있어요?

B 네, 있어요. 아니요, 없어요.

A 몇 교시에 있어요?

B 1 2 3 4 5 6 교시에 있어요.

A 참 잘했어요! 자, 쉬세요.



Unit 2 Checklist

I can:

- name classroom objects
- ask and say who things belong to
- ask and say where something is
- ask and say what is in a school bag
- ask and say in which year someone is at school
- count from 1 to 10
- ask and say which period a particular subject is in
- name four language subjects
- follow classroom instructions
- read and write classroom objects.

ARIRANG UNIT 2 COURSE BOOK ANSWERS

Naming classroom objects

Let's speak!

- 저것은 뭐예요? 저것은 컴퓨터예요.
 이것은 뭐예요? 이것은 펜이에요.
 이것은 뭐예요? 이것은 사전이에요.
 저것은 뭐예요? 저것은 지도예요.
 이것은 뭐예요? 이것은 한국어 책이에요.

Asking and saying who things belong to

Listen carefully and repeat

1. 민호의 사전이에요. 민호 것이에요.
2. 민준의 가위예요. 민준 것이에요.
3. 미아의 필통이에요. 미아 것이에요.
4. 수지의 풀이에요. 수지 것이에요.
5. 준호의 펜이에요. 준호 것이에요.
6. 지성의 컴퓨터예요. 지성 것이에요.
7. 린다의 지우개예요. 린다 것이에요.

Let's speak!

1. 누구 가방이에요? 미아 가방이에요.
2. 누구 연필이에요? 준호 연필이에요.
3. 누구 연필깎이에요? 지성 연필깎이에요.
4. 누구 사전이에요? 린다 사전이에요.
5. 누구 의자예요? 민호 의자예요.
6. 누구 칠판이에요? 수지 칠판이에요.
7. 누구 책상이에요? 민준 책상이에요.

Asking and saying where something is

Let's speak!

- Q: 가방 안에 뭐가 있어요? A: 파란색 도시락이 있어요.
 Q: 가방 안에 뭐가 있어요? A: 보라색 공책이 있어요.
 Q: 가방 안에 뭐가 있어요? A: 초록색 연필이 있어요.
 Q: 가방 안에 뭐가 있어요? A: 빨간색 색연필이 있어요.
 Q: 가방 안에 뭐가 있어요? A: 노란색 색연필이 있어요.
 Q: 가방 안에 뭐가 있어요? A: 보라색 색연필이 있어요.
 Q: 가방 안에 뭐가 있어요? A: 초록색 색연필이 있어요.
 Q: 가방 안에 뭐가 있어요? A: 파란색 색연필이 있어요.
 Q: 가방 안에 뭐가 있어요? A: 검정색 펜이 있어요.
 Q: 가방 안에 뭐가 있어요? A: 노란색 연필깎이가 있어요.

Q: 가방 안에 뭐가 있어요? A: 초록색 가위가 있어요.

Q: 가방 안에 뭐가 있어요? A: 초록색 풀이 있어요.

Let's write!

13: 시계, 가위, 색연필, 연필, 연필깎이, 책상, 가방, 공책, 자, 필통, 펜, 의자, 풀

Asking and saying in which year someone is at school

Let's count more!

11=십일, 14=십사, 16=십육, 18=십팔, 19=십구, 40=사십, 70=칠십, 90=구십

Let's speak!

수지, 톰은 몇 학년이에요? 육학년이에요.

수지, 제임스는 몇 학년이에요? 십학년이에요.

수지, 노아는 몇 학년이에요? 팔학년이에요.

수지, 지성은 몇 학년이에요? 구학년이에요.

수지, 미아는 몇 학년이에요? 칠학년이에요.

수지, 미나는 몇 학년이에요? 오학년이에요.

Asking and saying in which period a particular subject takes place

Listen carefully and repeat

1. 오늘 중국어 수업이 있어요? 네, 있어요.
2. 오늘 일본어 수업이 있어요? 아니요, 없어요.
3. 오늘 인도네시아어 수업이 있어요? 아니요, 없어요.
4. 오늘 한국어 수업이 있어요? 네, 있어요.
5. 몇 교시에 있어요? 5 교시에 있어요.

Let's speak!

Sample answers only

1 교시	수지 Susie:	준호, 오늘 한국어 수업 있어요?
	준호 Junho:	네, 있어요.
	수지 Susie:	몇 교시에 있어요?
	준호 Junho:	1 교시에 있어요.
2 교시	준호 Junho:	수지, 오늘 한국어 수업 있어요?
	수지 Susie:	네, 있어요.
	준호 Junho:	몇 교시에 있어요?
	수지 Susie:	2 교시에 있어요.

3 교시	수지 Susie:	준호, 오늘 중국어 수업 있어요?
	준호 Junho:	네, 있어요.
	수지 Susie:	몇 교시에 있어요?
	준호 Junho:	3 교시에 있어요.
4 교시	준호 Junho:	수지, 오늘 중국어 수업 있어요?
	수지 Susie:	네, 있어요.
	준호 Junho:	몇 교시에 있어요?
	수지 Susie:	5 교시에 있어요.
5 교시	수지 Susie:	준호, 오늘 일본어 수업 있어요?
	준호 Junho:	네, 있어요.
	수지 Susie:	몇 교시에 있어요?
	준호 Junho:	5 교시에 있어요.

Let's write!

Sample answers only

8: 오늘 한국어 수업이 있어요/없어요. 몇 교시에 있어요? 오 교시에 있어요. 영어 수업이 있어요/없어요. 중국어 수업이 있어요/없어요.

ARIRANG UNIT 2 COURSE BOOK TRANSCRIPT

Track	Transcript
track 1	Korean Arirang course book Unit Two I'm learning Korean.
track 2	Situation A: Ms Lee asks questions in class. Ms Lee: 이것은 뭐예요? 린다 Linda: 가방이에요. Ms Lee: 누구 가방이에요? 수지 Susie: 준호 가방이에요. Ms Lee: 준호, 가방 안에 뭐가 있어요? 준호 Junho: 파란색 도시락이 있어요.
track 3	Situation B: Susie and Minho come across each other in the school corridor. 수지 Susie: 몇 학년이에요? 민호 Minho: 8 학년이에요. 몇 학년이에요? 수지 Susie: 7 학년이에요. 수지 & 민호: 만나서 반가워요!
track 4	Situation C: Susie and Junho are talking about their language classes in the school corridor. 수지 Susie: 오늘 한국어 수업이 있어요? 준호 Junho: 네, 있어요. 수지 Susie: 몇 교시에 있어요? 준호 Junho: 3 교시에 있어요. 오늘 중국어 수업이 있어요? 수지 Susie: 아니요, 없어요.

track 5	<p>Vocabulary and expressions</p> <p>이것 가방 누구 안에 있어요 파란색 도시락 몇 학년 7 학년 8 학년 오늘 한국어 중국어 수업 몇 교시 3 교시 이것은 뭐예요? 누구 가방이에요? 가방 안에 뭐가 있어요? 몇 학년이에요? 몇 교시에 있어요? 오늘 한국어 수업이 있어요? 오늘 중국어 수업이 있어요? 네, 있어요. 아니요, 없어요.</p>
track 6	<p>Naming classroom objects</p> <p>Dialogue</p> <p>선생님 Teacher: 이것은 뭐예요? 수지 Susie : 이것은 가방이에요. 선생님 Teacher: 저것은 뭐예요? 준호 Junho : 저것은 연필이에요.</p>

track 7	<p>Classroom objects Listen carefully and repeat.</p> <p>연필 연필깎이 색연필 필통 펜 자 가위 풀 지우개 공책 사전 지도 책상 의자 컴퓨터 칠판 시계</p>
track 8	<p>Asking and saying who things belong to Dialogue</p> <p>선생님 Teacher: 누구 가방이에요? 수지 Susie : 준호의 가방이에요. 선생님 Teacher: 누구 책이에요? 수지 Susie : 준호 것이에요.</p>

track 9	<p>Listen carefully and repeat.</p> <p>1. M 민호의 사전이에요. 민호 것이에요. F 민호의 사전이에요. 민호 것이에요.</p> <p>2. M 민준의 가위예요. 민준 것이에요. F 민준의 가위예요. 민준 것이에요.</p> <p>3. M 미아의 필통이에요. 미아 것이에요. F 미아의 필통이에요. 미아 것이에요.</p> <p>4. M 수지의 풀이에요. 수지 것이에요. F 수지의 풀이에요. 수지 것이에요.</p> <p>5. M 준호의 펜이에요. 준호 것이에요. F 준호의 펜이에요. 준호 것이에요.</p> <p>6. M 지성의 컴퓨터예요. 지성 것이에요. F 지성의 컴퓨터예요. 지성 것이에요.</p> <p>7. M 린다의 지우개예요. 린다 것이에요. F 린다의 지우개예요. 린다 것이에요.</p>
track 10	<p>Asking and saying where something is Dialogue</p> <p>선생님 Teacher: 가방 안에 뭐가 있어요? 준호 Junho: 파란색 도시락이 있어요.</p>
track 11	<p>Colours Listen carefully and repeat.</p> <p>빨간색 주황색 노란색 초록색 파란색 남색 보라색 하얀색 검정색 분홍색 갈색 회색</p>

track 12	Colour song
track 13	Asking and saying in which year someone is at school Dialogue
	<p>미아 Mia: 몇 학년이에요? 수지 Susie: 7 학년이에요. 미아 Mia: 나도 7 학년이에요.</p>
track 14	Asking and saying in which period a particular subject takes place Dialogue
	<p>수지 Susie : 오늘 한국어 수업이 있어요? 준호 Junho: 네, 있어요. 수지 Susie : 몇 교시에 있어요? 준호 Junho: 3 교시에 있어요. 수지 Susie : 오늘 중국어 수업이 있어요? 준호 Junho: 아니요, 없어요.</p>
track 15	Listen carefully and repeat.
	<p>1. M 오늘 중국어 수업이 있어요? F 네, 있어요.</p> <p>2. M 오늘 일본어 수업이 있어요? F 아니요, 없어요.</p> <p>3. M 오늘 인도네시아어 수업이 있어요? F 아니요, 없어요.</p> <p>4. M 오늘 한국어 수업이 있어요? F 네, 있어요.</p> <p>5. M 몇 교시에 있어요? F 5 교시에 있어요.</p>

track 16	Classroom instructions
	보세요 들으세요 말하세요 쓰세요 읽으세요 조용히 하세요 따라하세요 한 번 더 하세요 쉬세요