


# Sitting the Opportunity Class Placement Test

**For students sitting the  
test in the main test room  
with many other students**




## **How to use**

This social story has been designed to help students learn about the Opportunity Class Placement Test so they know what to expect and can learn positive ways to respond on the day. As a teacher, parent or carer, you can help a student by reading through the story with them. You could identify specific elements of their test experience as you read (such as where their test will be or who will take them there) and share other positive ways to respond to challenging situations.

You may like to read the whole story in one sitting or read different sections in different sittings. It may be helpful to revisit this social story regularly as the test day approaches until the student feels at ease with what is likely to happen and what they will need to do.

We hope this story can make students feel more comfortable, confident and safe before the test and on test day.

# Before the test



I am going to sit the Opportunity Class Placement Test soon.


My parents or carers were sent a test admission ticket. The test admission ticket tells them where I will do the test, what day it is on and when to arrive.

My parents or carers will print this ticket for me to take to the test.



I can use the online [Student resource hub](#) before the test to:

- find more information about what the test is like
- find out how I can prepare for the test
- do some practice tests.



The night before the test, I will pack my bag with:

- my test admission ticket
- 2 lead pencils
- a sharpener
- an eraser
- a clear water bottle.

I might have approval to take other things to the test to help me focus and do my best. These things will be written on my test admission ticket.

I can't take a calculator, dictionary or smartwatch into the test.



dictionary

calculator



smartwatch



On the morning of the test day, I will eat breakfast to give me energy and help me do my best.

I have to wear my school uniform.



My parents or carers or someone I trust will take me to the test centre.





# When I get to the test centre



When we arrive at the test centre, there will be adults in brightly coloured vests. They are the test supervisors. They are called invigilators.

There will be lots of other students from other schools at the test centre. I probably won't know these other students.

I can ask the invigilators questions about anything I am unsure about and they will help me.




I will be doing the test in a big room with lots of other students.

The invigilators will show me where to put my bag. Then they will take me to my desk which will have a computer on it.



I have to put all the things I brought onto my desk. This includes my test admission ticket, pencils, eraser, sharpener and water bottle.

I will be given blank paper in case I want to do some working out.



# Doing the test



Doing a test in a new place with people I don't know might make me feel nervous.

If I am feeling worried at any time, I can take deep breaths or count to 10 to stay calm.

I can also put my hand up and an invigilator will come and talk to me.



There are lots of questions and they can be hard.

I may not know how to work out all the answers.

I may run out of time.

But that is okay.

If I am running out of time, I will put in my best guess for questions I haven't answered.



I need to listen when the test supervisor speaks so I know what to do.

When the test starts, I will enter all my answers on the computer. I will enter my answers by using the mouse or trackpad to click on them, like in NAPLAN.

I can't talk to other students while I'm doing the test.

I have to keep my eyes on my own screen and desk.

The room will be quiet so that everyone can do their best.

I won't be able to talk to anyone while I'm doing the test unless I raise my hand to talk to an invigilator.





There will be 3 sections of the test.

There will be time limits for each section.



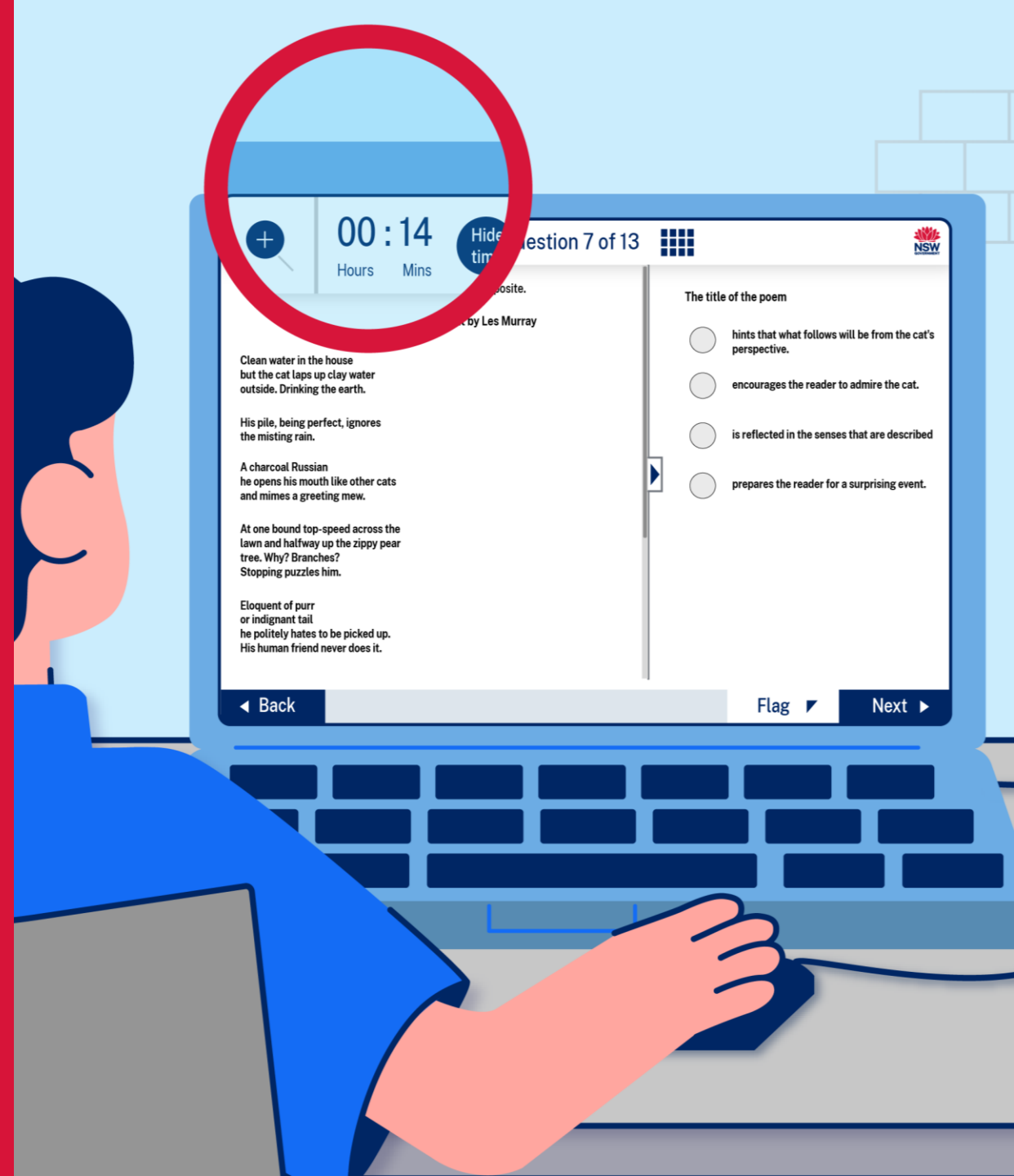
**Section 1 – 30 minutes**  
**Reading**

**Section 2 – 40 minutes**  
**Mathematical reasoning**

**Section 3 – 30 minutes**  
**Thinking skills**

There will be a countdown timer on the computer screen while I do the test.

I can check it to see how much time I have left for each section of the test.



The first section of the test will be Reading.

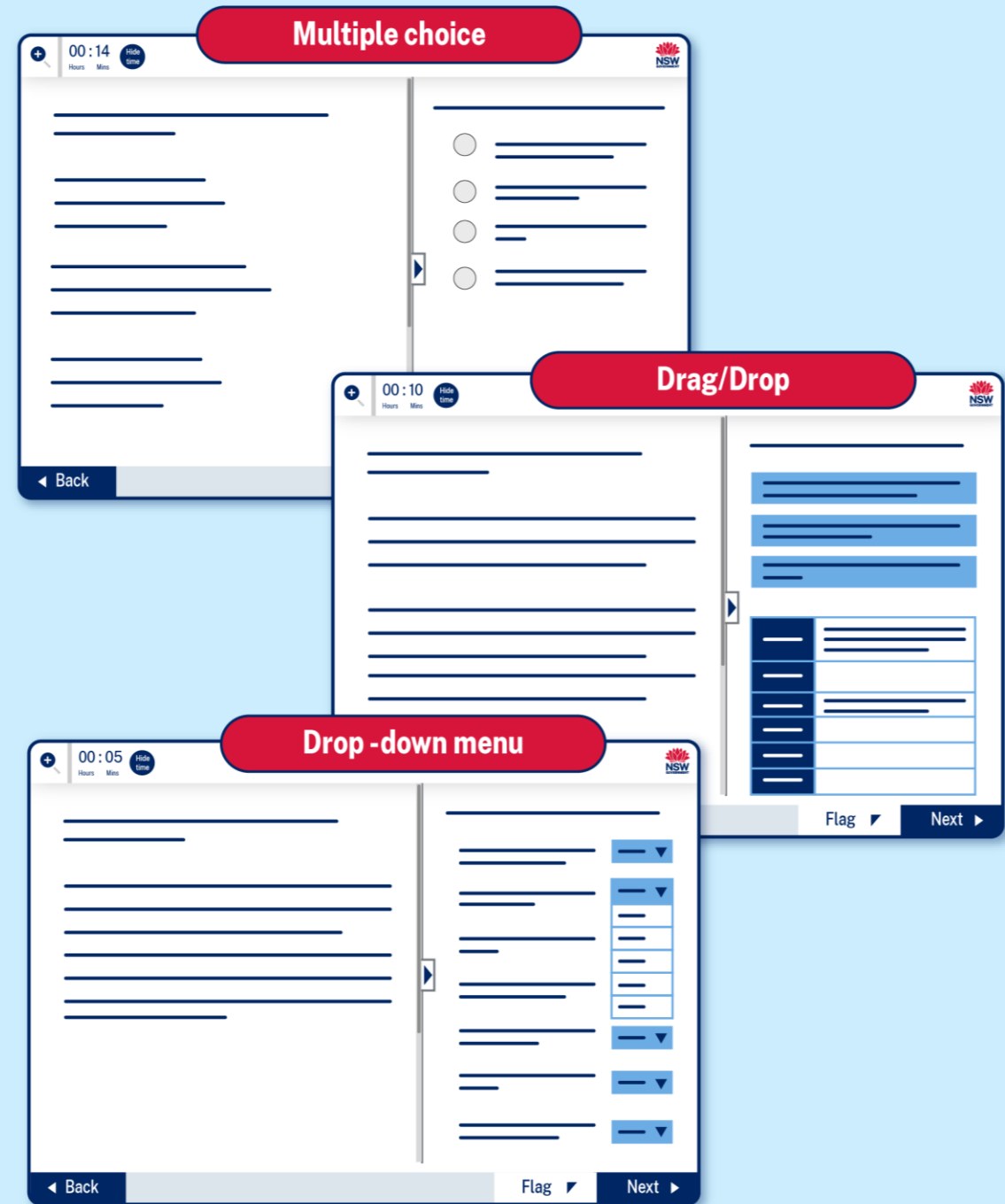
I will have 30 minutes to give 25 answers across 13 questions. Some of the questions will have multiple parts.

I will read some texts and answer some questions about them.



Some of the questions will be multiple choice.

For some, I will need to drag and drop answers in the right place and others might have drop-down menus.



When the Reading section has finished, I will have a short break.


I can stretch and go to the toilet if I need to.



The second section of the test will be Mathematical Reasoning.

I will have 40 minutes to answer 35 questions. The questions will be on different mathematical problems.

All of the questions will be multiple choice.



When the Mathematical Reasoning section has finished, I will have another short break.


I can stretch and go to the toilet again if I need to.



The last section of the test will be Thinking Skills.

I will have 30 minutes to answer 30 questions. The questions will ask me to do some logical problem solving.

All of the questions will be multiple choice.





It is important to answer all the questions and not leave any blank.

If I spend too much time on one question, I might not be able to finish the test.

So if a question is really hard, I can just put in my best guess and click the flag button. Then I can move on to the next question, which might be easier.

If there is time at the end, I can come back to the flagged questions and try again.



The breaks are the best time to go to the toilet.

I can go to the toilet during the test if I really have to, but the timer won't be stopped unless I have been given rest breaks or toilet breaks with the test time paused.



# After the test



When the test finishes, the invigilators will take me and the other students out of the test centre.

My parents or carers or another adult I know will pick me up.



On the way home, I can talk about how I felt doing the test.

I must not talk to other students about the questions in my test.



I will have to wait until next term to see how I did in the test.

For now, I can feel proud of myself for doing the test.

