

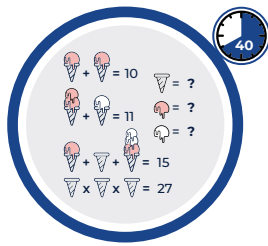
Dear Example Parents

Student Name sat the 2022 Selective High School Placement Test as part of the application process for Year 7 entry to a selective high school in 2023. This report provides an overview of your child's performance. The four components of the test are:



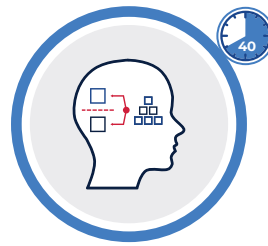
Reading

This test assesses the student's reading ability including understanding of the main ideas, audience and purpose of a text and ability to draw inferences from a text.



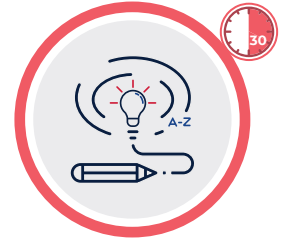
Mathematical Reasoning

This test assesses the student's ability to apply mathematical understanding and knowledge to problems, with questions drawn from a range of mathematical content areas.



Thinking Skills

This test assesses the student's ability in critical thinking and problem solving.

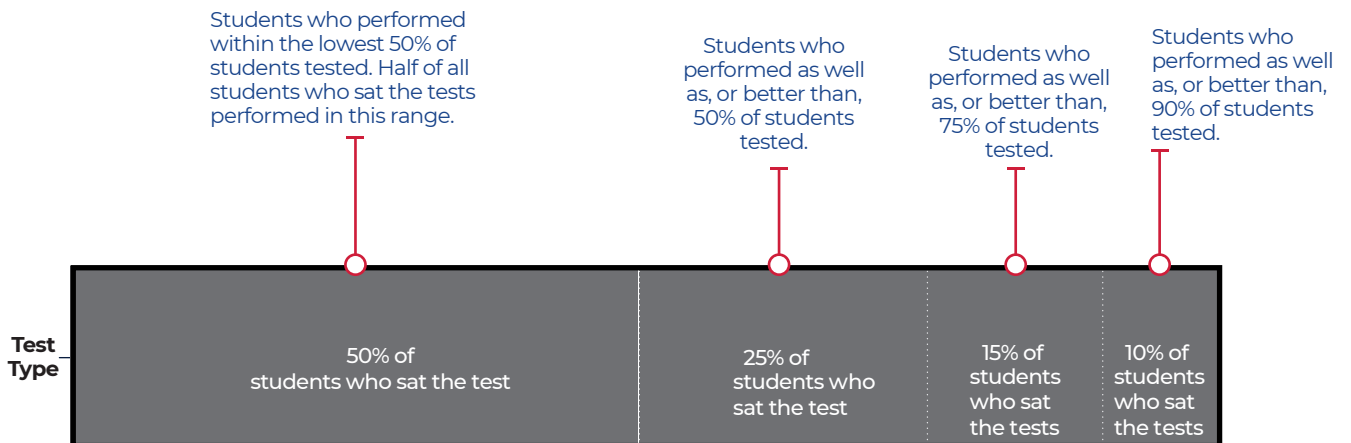


Writing

This test assesses the student's creativity of ideas and ability to write effectively for a purpose and audience. The test also assesses grammar, punctuation, spelling and vocabulary.

There are approximately 99,800 students in Year 6 in NSW in 2022. This year 15,000 students sat the Selective High School Placement Test. This represents approximately 15% of Year 6 students in NSW.

This report shows the level at which your child performed compared to the 15,000 students who sat the Selective High School Placement Test in 2022. These are challenging tests designed for high potential and gifted students and are not a comparative measure across all students in your child's year or cohort.



Please note: The band refers to the percentage of students in each level of performance, not the percentage of correct answers (for example, a student who scored as well as, or better than, 90% of the tested students did not necessarily score 90% on the test).

Example student's results are on page 2.

For more information about the selective high school placement process visit <https://education.nsw.gov.au/public-schools/selective-high-schools-and-opportunity-classes/year-7/selection-process>

Performance Report

Example Student



This performance report shows how your child performed compared to all students who completed the Selective High School Placement Test conducted by the NSW Department of Education in March 2022.

