

HSC Strategy

School Implementation Pack Term 3 2022

Introduction

The HSC Strategy provides research-informed professional learning programs for Stage 6 teachers.

Its purpose is to support teachers to improve student achievement collectively, regardless of a student's postcode or school's socio-economic status and to increase the number of students who achieve in top bands in the HSC.

The HSC Strategy School Implementation Pack gives practical ideas to support school implementation of HSC Strategy practices.

The content of the pack is contributed to by a community of expert and practising HSC teachers, curriculum experts, lead educators and academic partners.



Content



Purpose

2



Plan

2



Workshop 1

Introduction to How to Annotate a Student Sample using a HSC Strategy approach

3



Workshop 2

Introduction to the directed Sharing our Practice process

4



Pack wrap up

5



Purpose

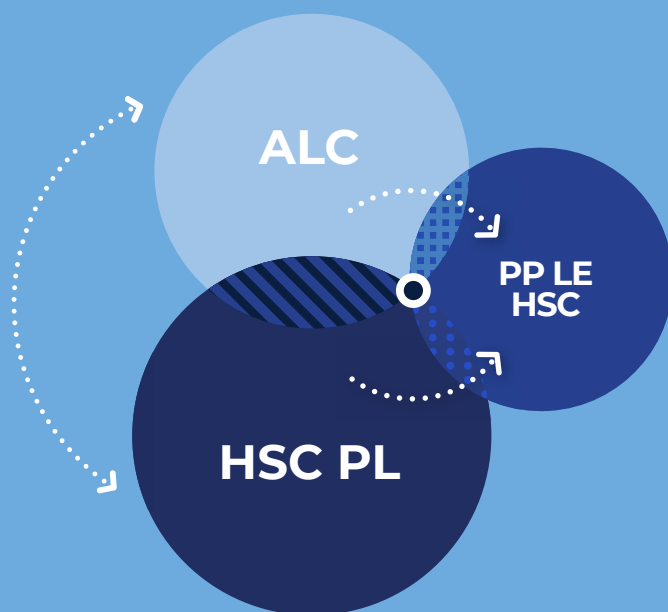
The purpose of the HSC Strategy School Implementation Pack is to:

- guide schools with practical workshop plans designed to support Stage 6 teachers in between HSC Strategy professional learning offerings
- provide resources to support schools implementing HSC Strategy practices.

Plan

Each term the HSC Strategy will release a new School Implementation Pack with support that is responsive to evaluation of the HSC Strategy programs and the pack itself. Each term's pack will include appropriate elements of the three HSC Strategy programs:

- HSC Professional Learning
- HSC Action Learning Collectives
- Parent Partnerships Learning Ecosystems HSC.



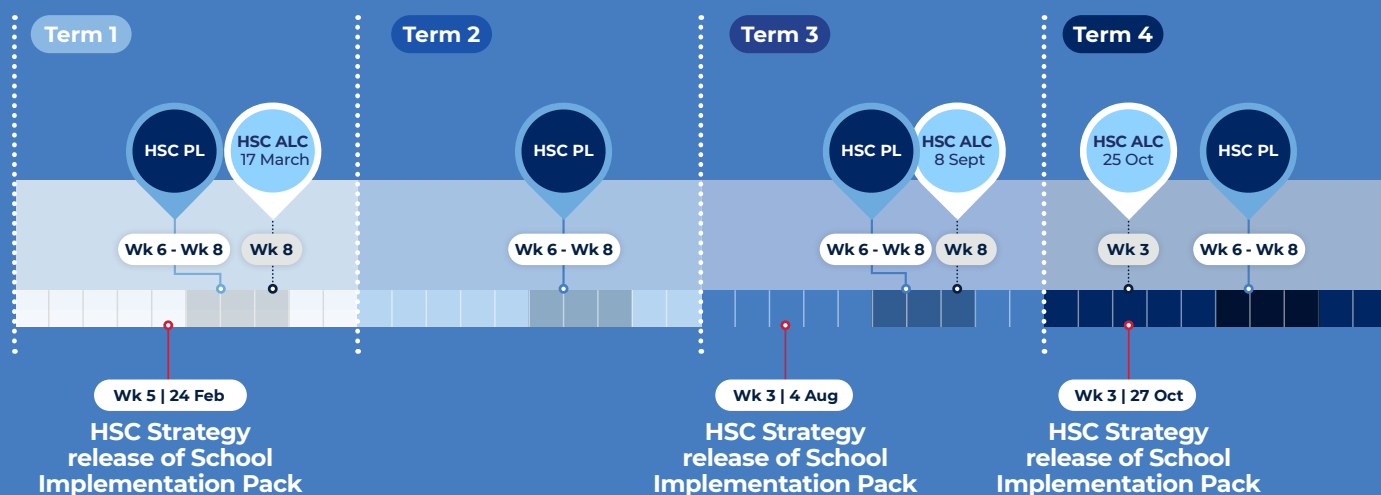
2022 timeline



HSC Professional Learning days
Full school day



HSC ALC workshops
1-2 hours | after school



← Have your say!

Workshop 1

Introduction to How to Annotate a Student Sample using a HSC Strategy approach

Objectives

- To introduce the HSC Strategy: How to Annotate a Student Sample process that is embedded within HSC Professional Learning.
- Build a high trust and appropriately professionally challenging learning environment for Stage 6 teachers to collaborate using HSC Strategy practices.

Resources

The resource for this introductory workshop is part of the HSC Strategy Nibbles Series. The Nibbles are designed to engage teachers and school leaders in HSC Strategy practices.

HSC Strategy Nibble – How to Annotate a Student Sample using a HSC Strategy approach

Agenda

Time	Content	Purpose	Activity
5 mins	Introduction	Explain the workshop objectives and agenda.	
20 mins	HSC Strategy: How to Annotate a Student Sample HSC Strategy approach	Provide an overview of the specialised HSC Strategy annotation process.	Teachers work through one of the 12 subject specific How to Annotate a Student Sample using a HSC Strategy approach resources individually or in pairs.
15 mins	Discussion	Reflect on the How to Annotate a Student Sample using a HSC Strategy approach resource and discuss how to use the process in school.	Group leaders lead a discussion with their group on how to apply the annotation process in school. Group gives feedback to facilitating workshop leader.
10 mins	Wrap up	To conclude and decide the next steps in the use of the annotation process.	Workshop leaders facilitate wrap up and record next steps.

Subject specific!



← Have your say!

Workshop 2

Introduction to the directed Sharing our Practice process

Objectives

- To introduce the HSC Strategy directed Sharing our Practice process that is embedded within HSC Professional Learning.
- Build a high trust and appropriately professionally challenging learning environment for Stage 6 teachers to collaborate using HSC Strategy practices.

Resources

The resources for this introductory workshop are part of the HSC Strategy Nibbles Series. The Nibbles are designed to engage teachers and school leaders in HSC Strategy practices.

 [Link to directed Sharing our Practice process nibble](#)

 [Link to the directed Sharing our Practice process Quick Reference Guide](#)

Agenda

Time	Content	Purpose	Activity
5 mins	Introduction	Explain the workshop objectives and agenda.	
25 mins	HSC Strategy directed Sharing our Practice process	Provide an overview of the HSC Strategy directed Sharing our Practice process .	Teachers work through the directed Sharing our Practice process individually or in pairs.
45 mins	Group directed Sharing our Practice process activity	Participate in a directed Sharing our Practice process to interrogate the HSC Professional Learning collaboration protocol.	Groups participate in a directed Sharing our Practice process following the directed Sharing our Practice process Quick Reference Guide .
15 mins	Wrap up	To conclude and decide the next steps.	Workshop leaders facilitate wrap up and record next steps.

Workshop preparation

Workshop leaders are advised to:

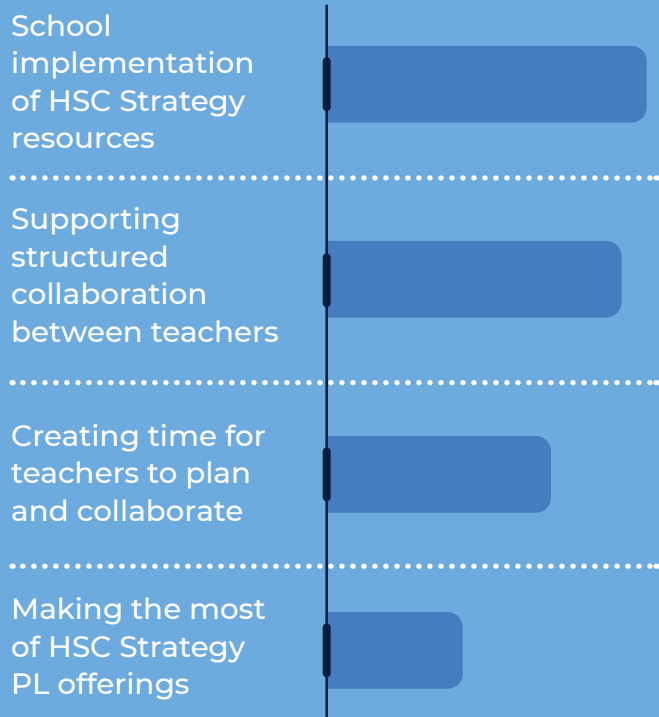
- pre-read the materials for the workshop
- position Stage 6 teachers experienced in HSC Professional Learning as a leader within each workshop group
- meet with Stage 6 teachers who attend the HSC PL to discuss their workshop role
- adjust the workshop agenda to meet the needs of Stage 6 teachers attending.



Pack wrap up

Feedback from the HSC Strategy Term 1 2022 webinar

School leaders want to discuss:



School leaders have said:

- “Strategically assess how all the PL across this strategy can be integrated into our approach”.
- “Follow up with the whole staff to deliver PL on high leverage strategies.”
- “Align PL through SIPs, IPMs and activities planned aligned to HSC targets.”

More information

- [HSC Professional Learning](#)
- [HSC Action Learning Collectives](#)

Have your say!

Your feedback helps us plan future HSC Strategy School Implementation Packs. Use the QR code or link to provide feedback.



[Feedback](#)



If you're experiencing difficulty accessing information within this document, email QTPaccessibility@det.nsw.edu.au for assistance or an accessible version of this content.