

## PUBLIC SCHOOL - STAFF STUDY HUB

STA-PS202

Hub Layouts + Room Data Sheets

**GUIDANCE MATERIAL FOR INFORMATION ONLY**

**DRAFT RELEASE - JULY 2025**



# SCHOOL INFRASTRUCTURE PATTERN BOOK REVIT MODEL

## PUBLIC SCHOOL - STAFF STUDY HUB

### REVIT VERSION

# 2024

#### DISCLAIMER – EFSG 2025

THE EDUCATIONAL FACILITIES STANDARDS AND GUIDELINES (EFSG) 2025 FORM PART OF THE CONTRACTUAL REQUIREMENTS FOR THE DESIGN AND DELIVERY OF SCHOOL INFRASTRUCTURE PROJECTS COMMISSIONED BY SCHOOL INFRASTRUCTURE NSW (SINSW). ADHERENCE TO THE EFSG IS MANDATORY AND CONSTITUTES A LEGAL OBLIGATION FOR ALL ENGAGED PARTIES. EFSG 2025 SETS OUT THE DESIGN INTENT, SPATIAL AND FUNCTIONAL REQUIREMENTS, AND STANDARDISED DESIGN COMPONENTS NECESSARY TO GUIDE THE CONSISTENT, EQUITABLE, AND HIGH-QUALITY DEVELOPMENT OF EDUCATIONAL FACILITIES ACROSS NSW. WHILE COMPREHENSIVE IN SCOPE, THE EFSG IS NOT EXHAUSTIVE. PROJECT TEAMS MUST APPLY PROFESSIONAL JUDGMENT IN ADDRESSING SPECIFIC PROJECT NEEDS, SITE CONDITIONS, AND APPLICABLE STATUTORY AND REGULATORY OBLIGATIONS. WHILE THE MOST CURRENT VERSION OF THE EFSG IS GENERALLY THE AUTHORITATIVE REFERENCE, THE APPLICABLE VERSION FOR ANY GIVEN PROJECT MAY BE DETERMINED BY THE DATE ON WHICH THE PROJECT'S BUSINESS CASE WAS APPROVED. IT IS THE RESPONSIBILITY OF PROJECT TEAMS TO CONFIRM THE RELEVANT VERSION WITH SINSW AND SEEK CLARIFICATION WHERE UNCERTAINTY EXISTS. THE EFSG ADOPTS A 'LIVE LEARNING' MODEL, AND UPDATES MAY BE ISSUED THROUGH FUTURE ANNUAL RELEASES TO REFLECT EVOLVING PRIORITIES, SECTOR FEEDBACK, AND LESSONS LEARNED. COMPONENTS SUCH AS THE PATTERN BOOK ARE ITERATIVE TOOLS AND WILL CONTINUE TO BE DEVELOPED OVER TIME. SINSW ACCEPTS NO LIABILITY FOR ANY LOSS, DAMAGE, OR CLAIM ARISING FROM THE MISAPPLICATION, OUTDATED REFERENCING, OR MISINTERPRETATION OF EFSG CONTENT. USERS MUST ENSURE THEY ARE WORKING FROM THE CORRECT VERSION AND CONFIRM ANY AMBIGUITIES DIRECTLY WITH SINSW.

#### MODEL & DRAWING NOTES

THE DATA CAPTURED IN THIS DOCUMENT IS UNDER DEVELOPMENT AND REVIEW BY SINSW.

THIS DOCUMENT IS TO BE READ IN CONJUNCTION WITH:

- EFSG PART B – FUNCTIONAL DESIGN BRIEF
- EFSG PART C – DESIGN COMPONENTS AND DATA SHEETS
- EFSG PART D – DESIGN AND TECHNICAL STANDARDS
- NATIONAL CONSTRUCTION CODE (NCC)
- AUSTRALIAN STANDARDS
- NATSPEC

ANY DISCREPANCY IN THE INFORMATION WITHIN THIS DOCUMENT AND/OR ANY OTHER DOCUMENT NEEDS TO BE BROUGHT TO THE ATTENTION OF SINSW.

1. HUB LAYOUTS OF DIFFERENT SIZES ARE FOR FUTURE RELEASE - USE THIS DOCUMENT AND THE ROOM DATA SHEETS TO DEVELOP SMALLER OR LARGER HUB LAYOUTS BASED ON SOAS PROVIDED IN PART B.
2. NOT ALL ROOMS ARE ELEVATED. REFER TO A SAME TYPE ELEVATED ROOM AND RDS FOR FURTHER INFORMATION/GUIDANCE .
3. ALL CLEARANCES (OPERATIONAL AND SAFETY) ARE INDICATIVE ONLY AND COMPLIANCE IS TO BE CONFIRMED. THIS INCLUDES SAFETY ZONES AROUND MACHINES AND SPECIFICATIONS OF CONTRACTED MACHINERY AND SPECIALISED EQUIPMENT. CONTRACTED EQUIPMENT SPECIFICATION IS MANAGED BY THE COMPLIANCE AND ENVIRONMENT TEAM AND THE ESIS - EQUIPMENT SAFETY IN SCHOOLS REGISTER.
4. WALL THICKNESSES ARE INDICATIVE ONLY. STRUCTURAL REQUIREMENTS AND ALL SERVICES INSTALLATIONS IN THE PROPOSED LOCATIONS NEED TO BE COORDINATED.
5. AREAS ARE SHOWN IN TWO WAYS:
  - XX.XM<sup>2</sup> - REFERS TO THE STANDARD BUILDING GRID (7.5M X 9M) INCLUDING ALL STRUCTURES, SERVICES, BUILD-INS ETC.
  - (XX.XM<sup>2</sup>) - REFERS TO USABLE AREA TO THE INTERNAL FACE OF WALL BASED ON AN AGNOSTIC ENVELOPE
6. ALL FFE IS UNDER DEVELOPMENT AND PRODUCT IMAGERY IS INDICATIVE ONLY.
7. BLOCK OUT BLINDS ARE REQUIRED TO EXTERNAL WINDOWS & EXTERNAL GLAZED DOORS ON GF AND WHERE ADJACENT TO A WALKWAY.
8. SIGNAGE IS UNDER DEVELOPMENT AND INDICATIVE ONLY. 2 TYPES ARE REQUIRED FOR EACH SPACE: FIXED ROOM IDENTIFICATION SIGN (AMS DOOR SIGN) & VARIABLE ROOM IDENTIFICATION SYSTEM.
9. ALSO REFER TO:
  - AUDIO VISUAL SPECIFICATION AT THE TIME OF TENDER. CAPTURED ON DRAWINGS FOR DESIGN LOCATION INTENT ONLY.
  - HEARING AUGMENTATION STRATEGY. ANY MENTION IN THE ROOM DATA SHEETS IS INDICATIVE ONLY AND SHOULD BE VERIFIED WITH THE PRINCIPAL.
  - GAS PROVISION STRATEGY FOR INTERIM MEASURES.
10. GRAPHIC REPRESENTATION OF EXTERNAL FACADE ELEMENTS, IN BOTH PLAN AND ELEVATION ARE INDICATIVE ONLY AND TO BE RESOLVED BY PROJECT TEAMS.

REV	BY	DATE	DESCRIPTION
P02	SINSW	2025/17/01	ISSUED FOR EFSG 2025r0
P01	NC	2025.05.30	FOR INFORMATION

# Hub Layout and Room Data Sheets

Public School

## Staff (STA HUB)

### General Information

<b>Description</b>	The Staff Study is a consolidated working and meeting area for school staff. The Staff study rooms are distributed across the site with teacher groupings based on subject area.
<b>Location</b>	Refer to Patternbook. Staff Lounge to be co-located with Admin, Staff Study areas to be distributed throughout
<b>Hours of Operation</b>	School Hours and outside of school hours in accordance with school operational requirements.
<b>Functional Requirements</b>	Staff Study areas serve as an effective space for professional tasks, collaboration, planning and quiet work.
<b>Critical Relationships</b>	Multiple smaller hubs may be divided across the school to support staff needs and passive supervision.
<b>Occupancy/Capacity/Area</b>	A variety of Staff Study hubs are available, ranging from 1/2 building grid to 3 building grids. Hub Areas documented within this package: 3 bays = 405sqm and 1 bay = 135sqm based on the standardised building grid of 7.5 x 9m (including all services, structure and internal building elements). Refer to area schedule & general arrangement floor plans.
<b>Design Requirement</b>	
<b>Hub arrangement</b>	
<b>Qualitative Design Objectives</b>	

### Services

<b>General Requirements</b>	NOTE: Further co-ordination with Services Consultants is required.
<b>Cooling/Heating</b>	Required
<b>Ventilation</b>	Natural Ventilation via Facade Panel and ceiling fans
<b>Water/Drainage</b>	YES
<b>Sprinklers</b>	To be co-ordinated with services consultant.
<b>Smoke Extract</b>	To be co-ordinated with services consultant.
<b>Lighting</b>	Yes
<b>Power</b>	Yes
<b>ICT/Commns/Data</b>	Yes
<b>WIFI/Telephone Access Point</b>	Yes
<b>Hearing Augmentation</b>	Refer to SINSW Hearing Augmentation strategy.
<b>Special Requirements</b>	Access Control/ Door Release/ Fire Alarm - under development

FOR IMPLEMENTATION/USE OF THE SI PATTERN BOOK, NOTE THE FOLLOWING:

INTELLECTUAL PROPERTY  
Refer to: SI Pattern Book - Introduction, Copyright and Disclaimer.

AGREEMENT OF USE  
Refer to: SI Pattern Book - Introduction, Copyright and Disclaimer.

SINSW CONTACT  
Refer to: SI Pattern Book - Introduction, Copyright and Disclaimer.

### DRAWING NOTES

REV	BY	DATE	DESCRIPTION
P01	NC	2025.05.30	FOR INFORMATION
P02	SINSW	2025/17/01	ISSUED FOR EFSG 2025r0

PROJECT NAME  
**PATTERN BOOK**

DRAWING TITLE  
**PS202 - STA - HUB COVER**

PROJECT NUMBER  
**PXXXXXX**

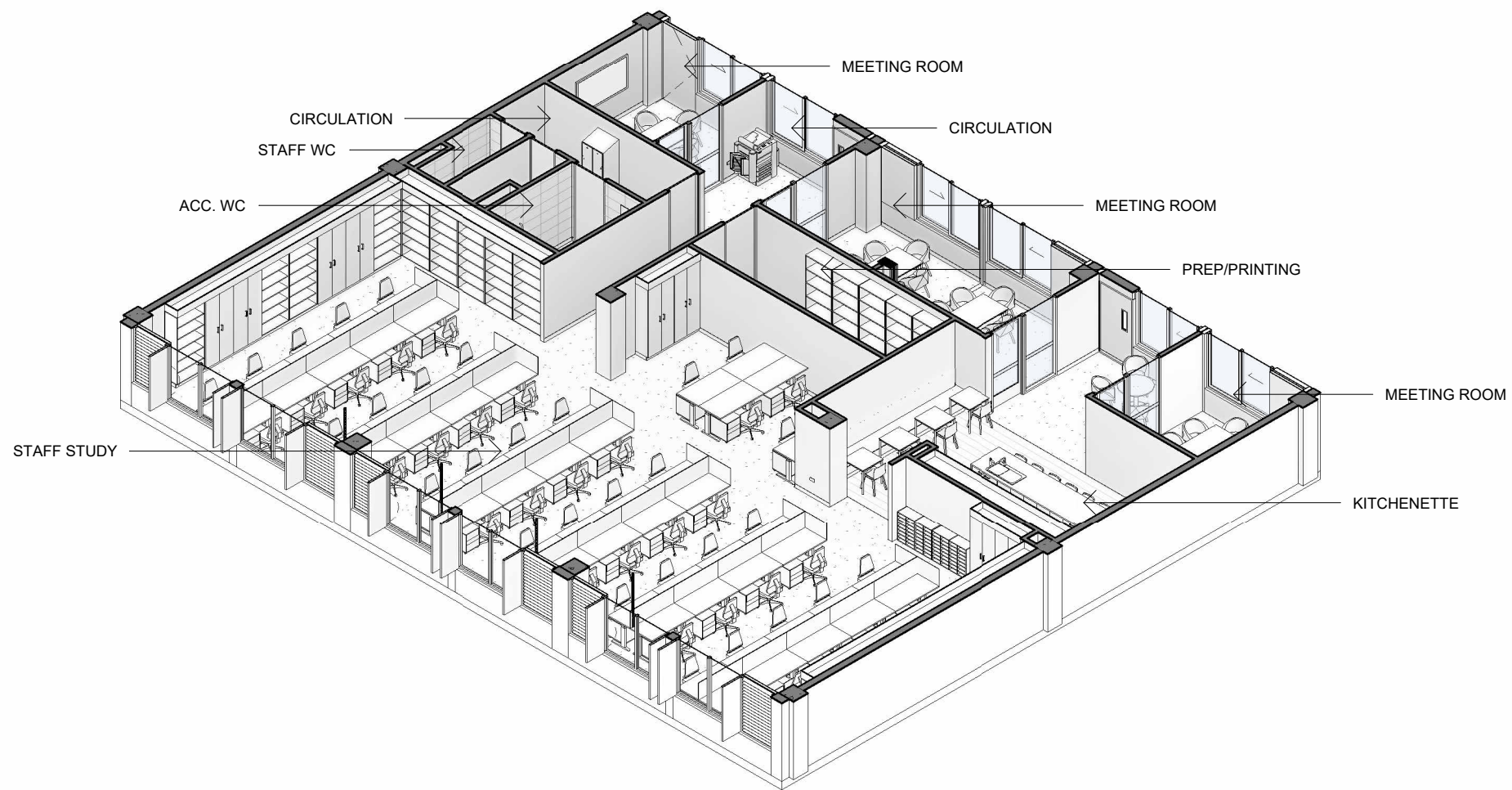
DRW	CHK	APP	DATE <b>2025/17/01</b>
-----	-----	-----	---------------------------

DRAWING NO.  
**PAT-SINSW-STA-PS202- DR-K-0001**

STATUS  
**FOR INFORMATION**

SCALE  
**@A3**

REV  
**P02**



**1** PS202 - STA - HUB 3D VIEW (3 Bay)

DRAWING NOTES

REV	BY	DATE	DESCRIPTION
P01	NC	2025.05.30	FOR INFORMATION
P02	SINSW	2025/17/01	ISSUED FOR EFSG 2025r0

PROJECT NAME  
**PATTERN BOOK**

DRAWING TITLE  
**PS202 - STA - HUB 3D VIEW - SHEET 1**

PROJECT NUMBER  
**PXXXXXX**

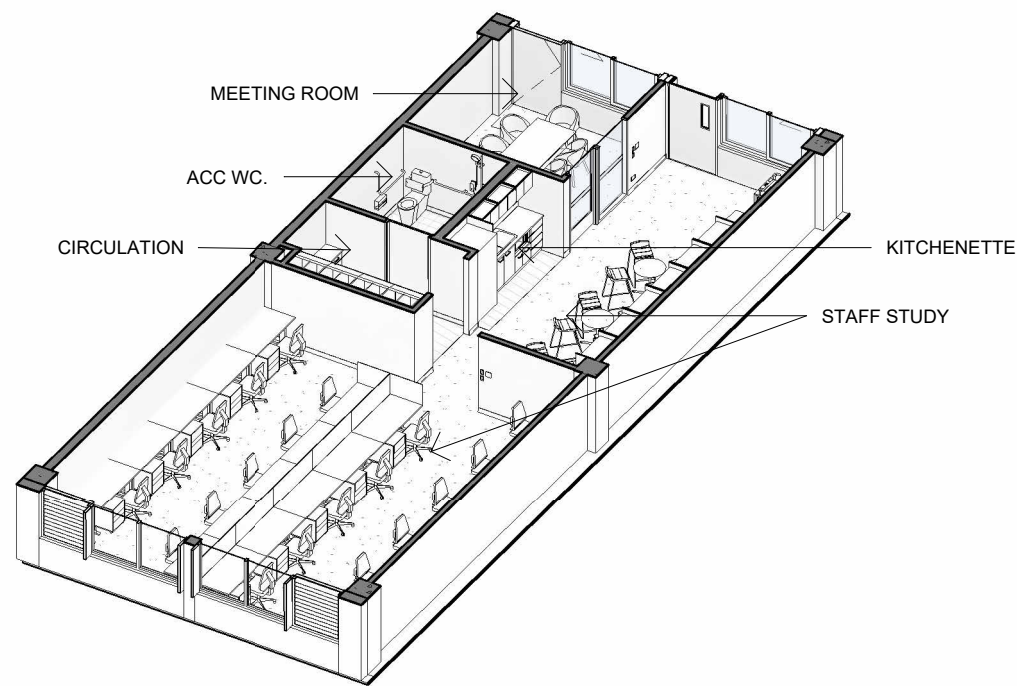
STATUS  
**FOR INFORMATION**

DRW	CHK	APP	DATE
			2025/17/01

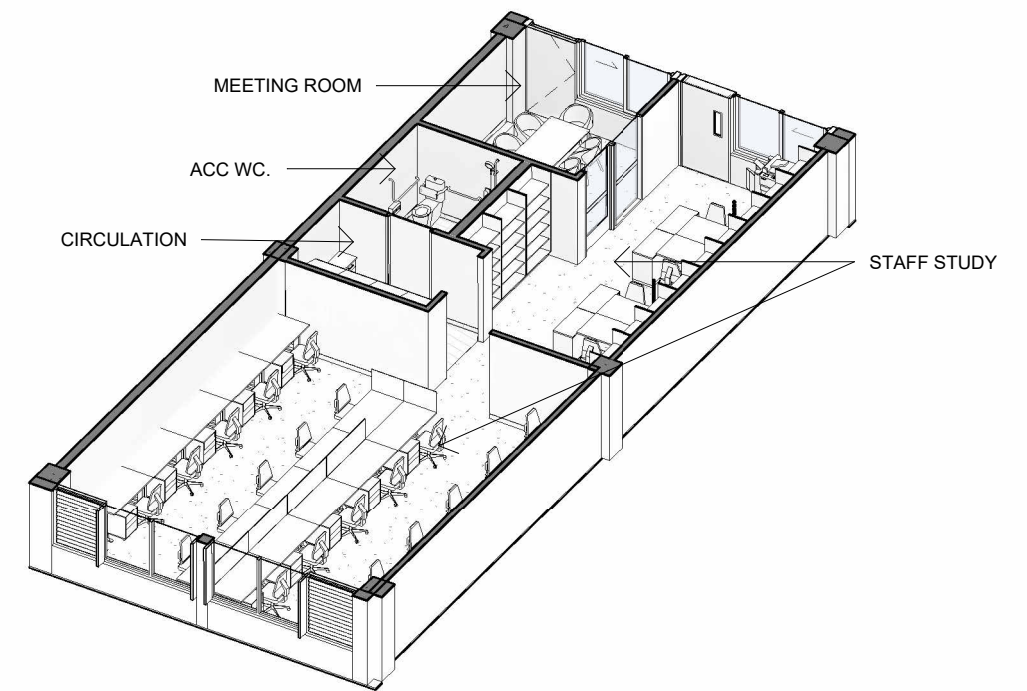
SCALE  
**@A3**

DRAWING NO.  
**PAT-SINSW-STA-PS202- DR-K-0002**

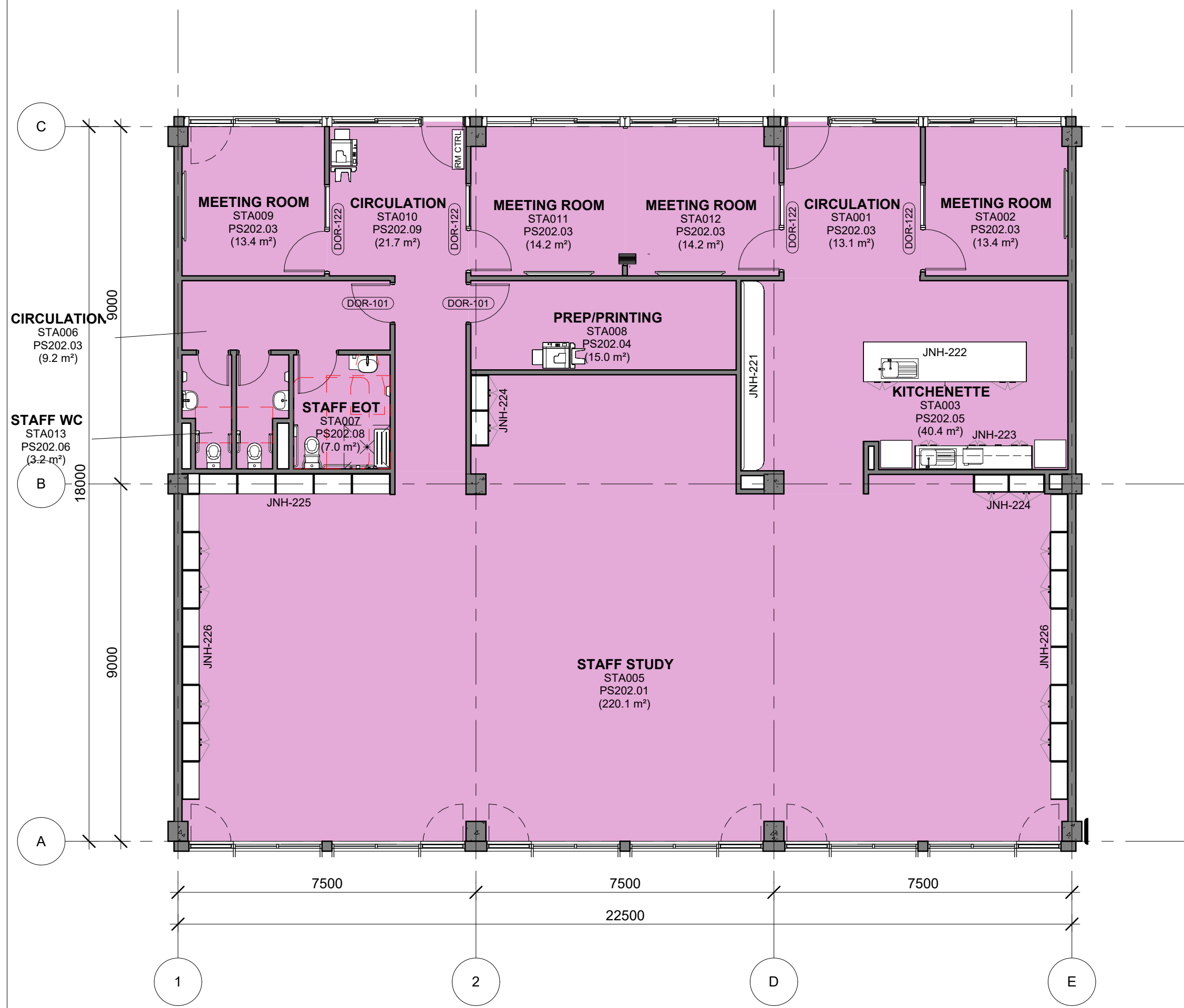
REV  
**P02**



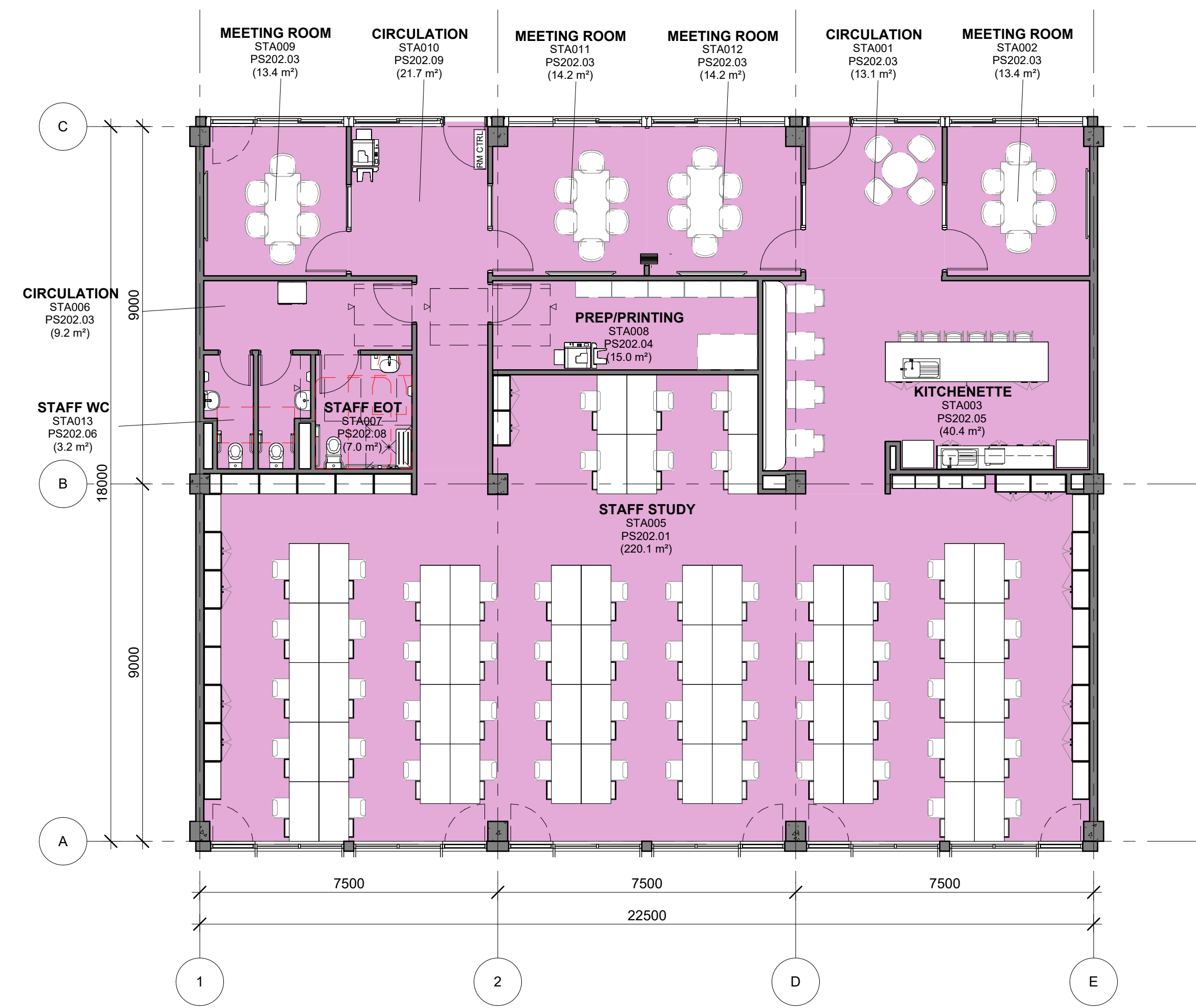
**1** PS202 - STA - HUB 3D VIEW (1 Bay Type A)



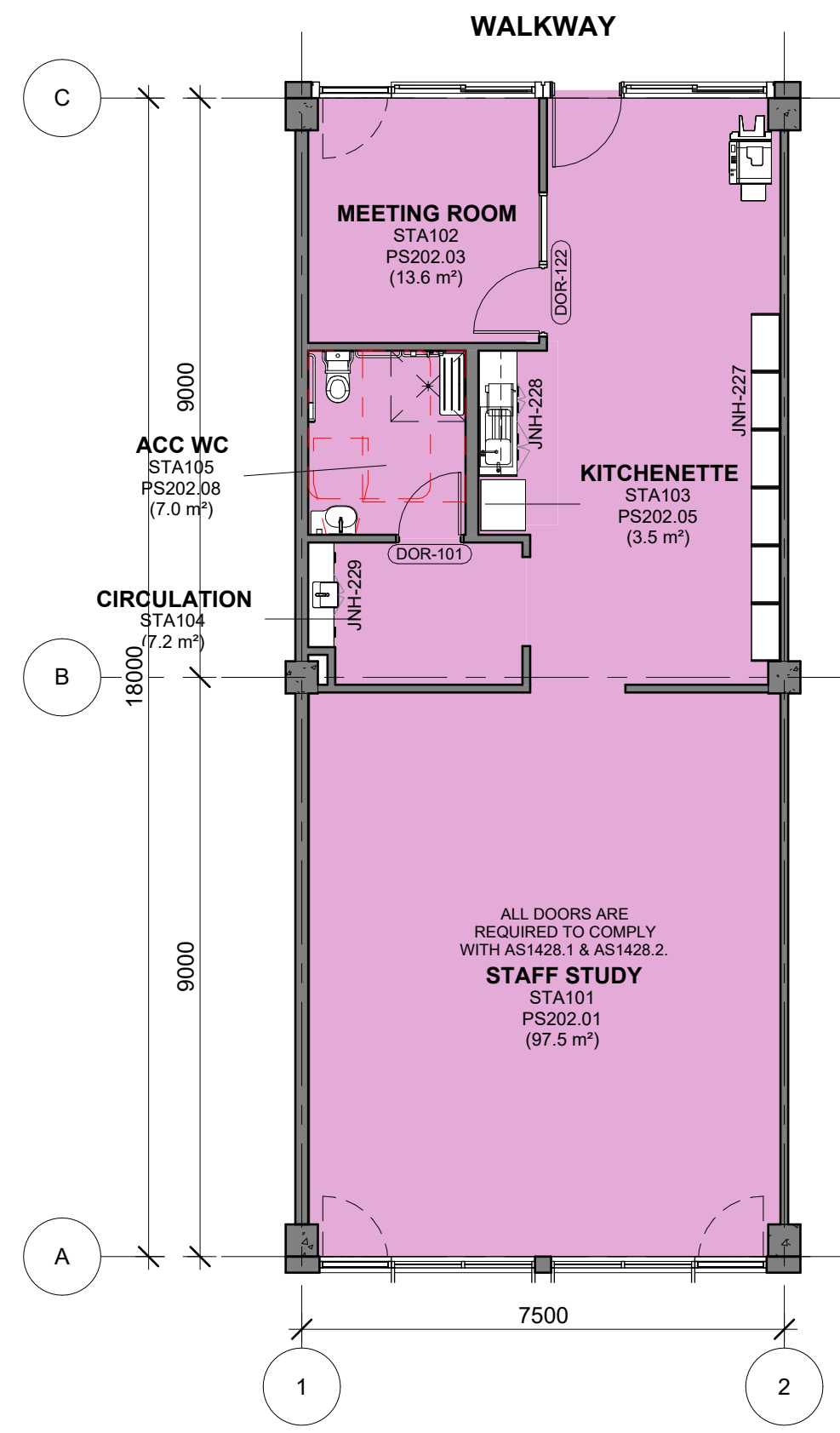
**2** PS202 - STA - HUB 3D VIEW (1 Bay Type B)



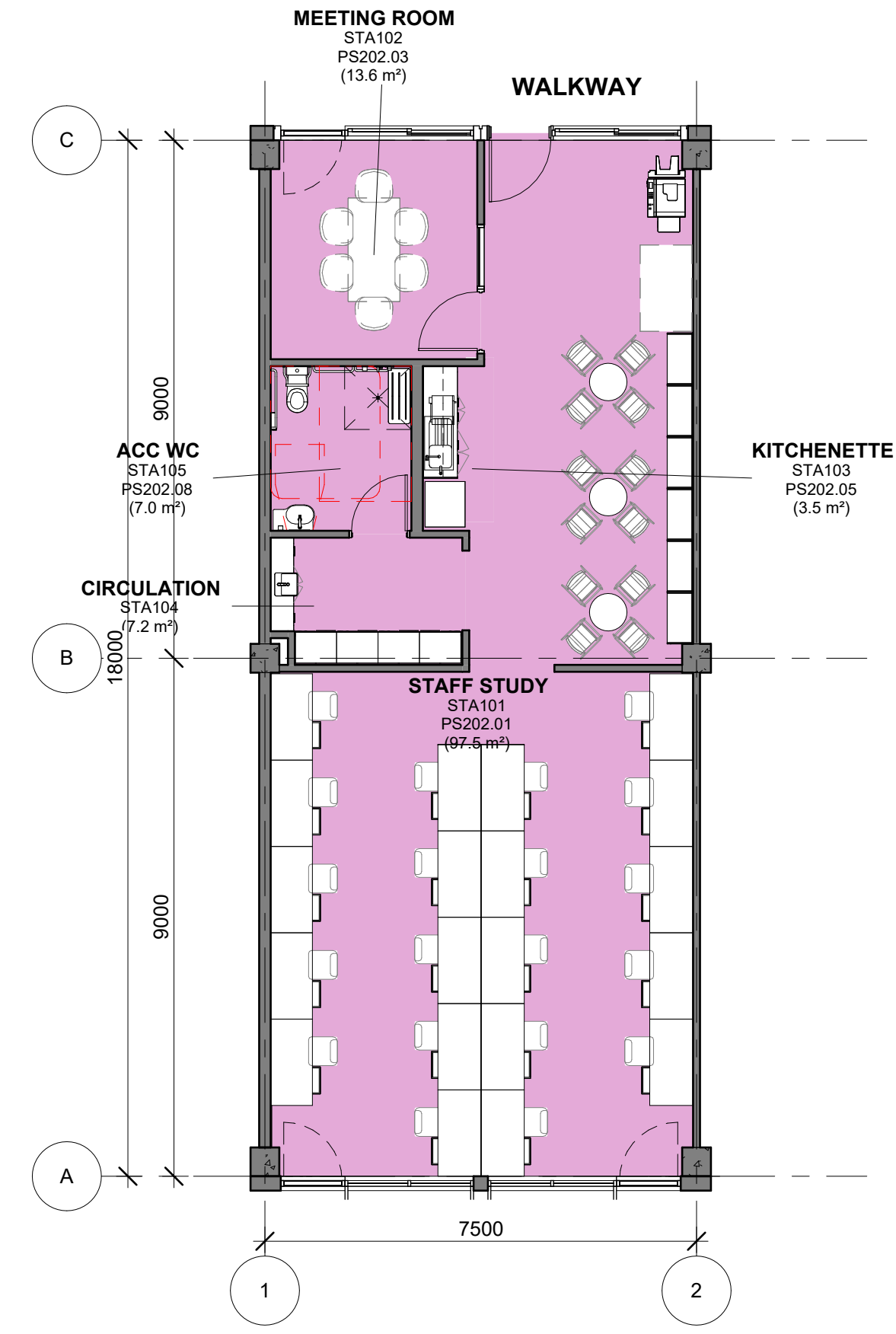
**1** PS202 - STA - GA PLAN (3 Bay)  
1 : 100



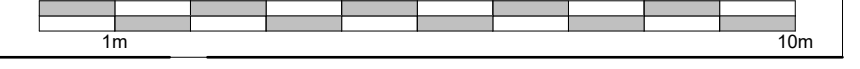
**2** PS202 - STA - FFE PLAN (3 Bay)  
1 : 100

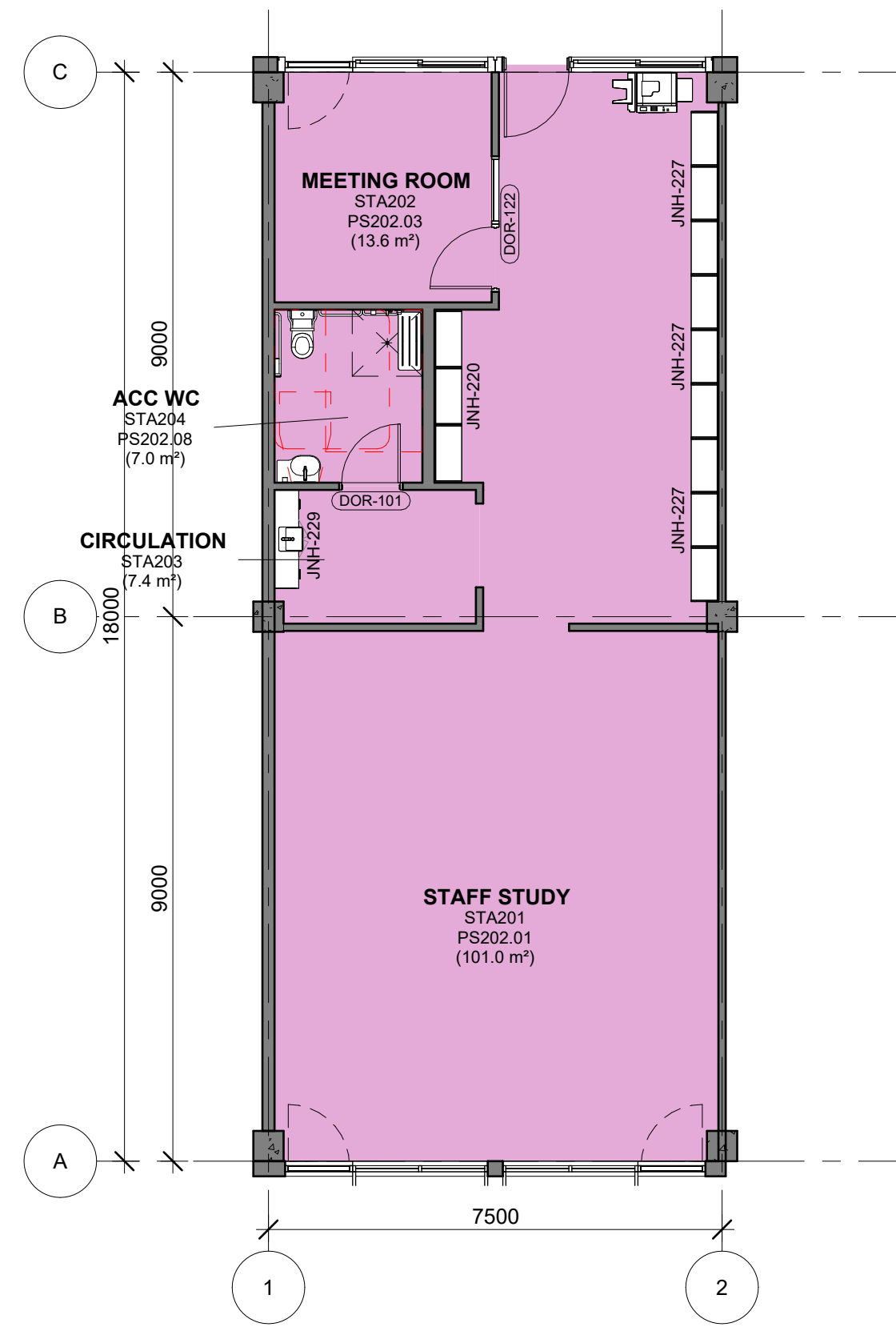


**1** PS202 - STA - GA PLAN (1 Bay Type A)  
1 : 100

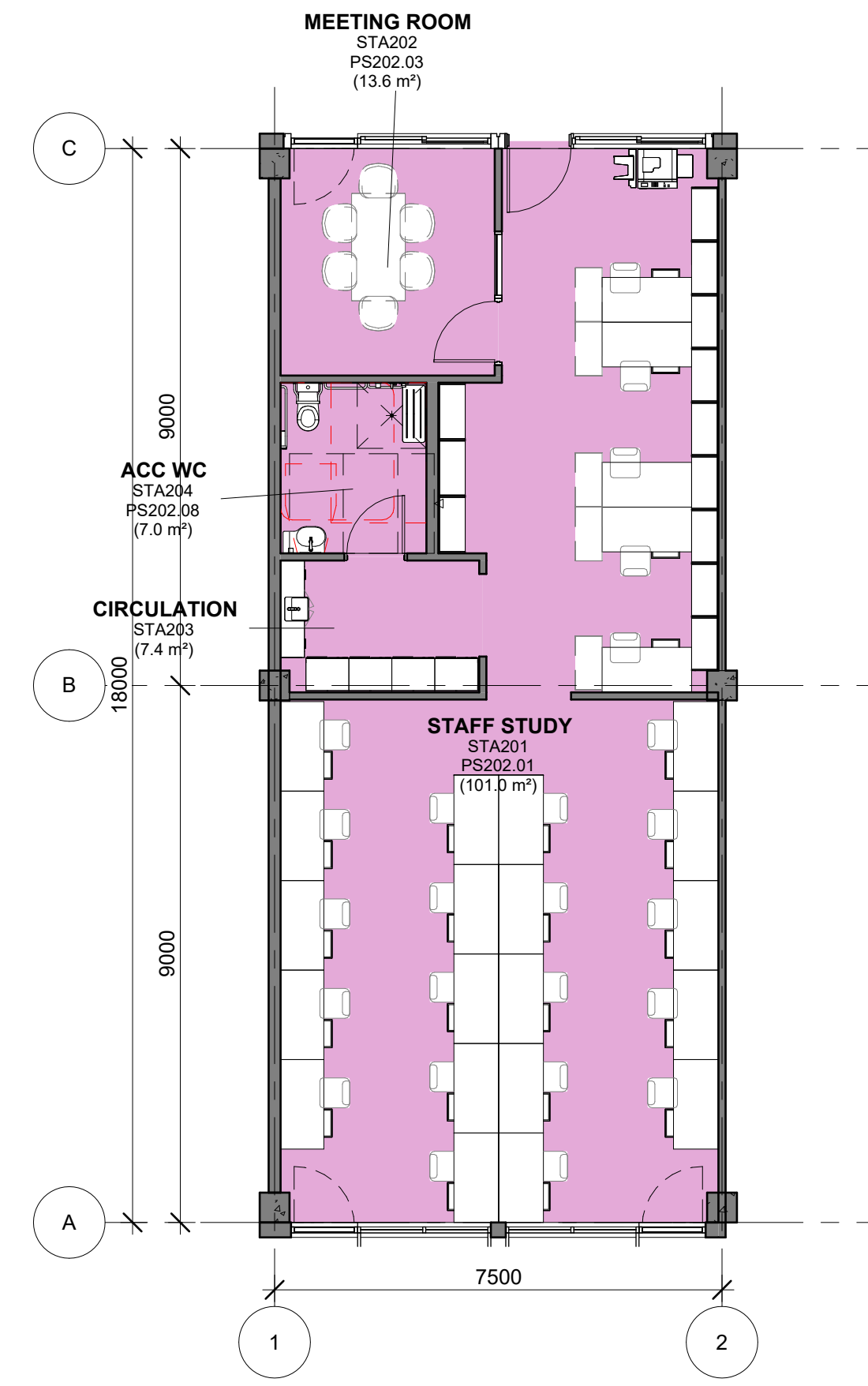


**2** PS202 - STA - FFE PLAN (1 Bay Type A)  
1 : 100

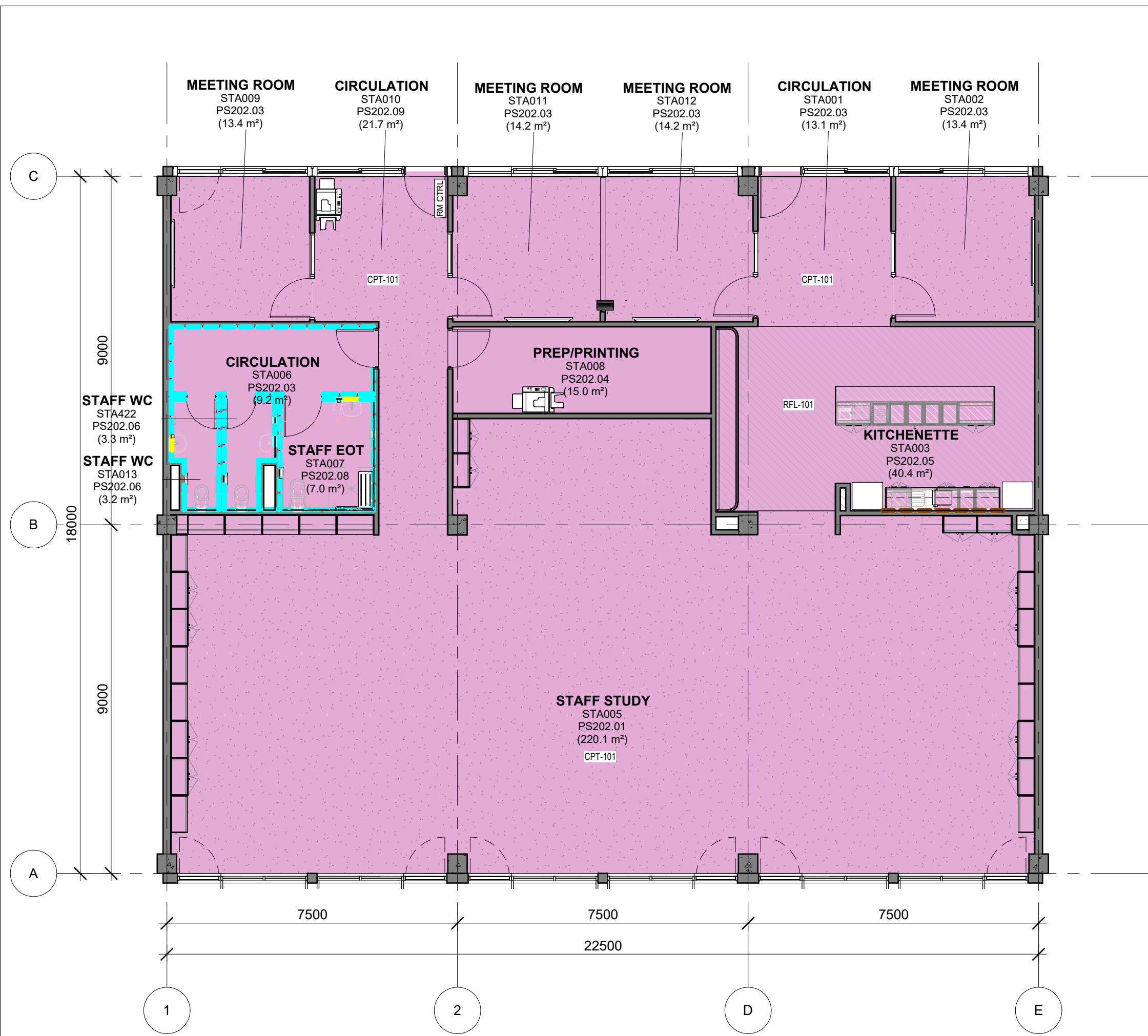




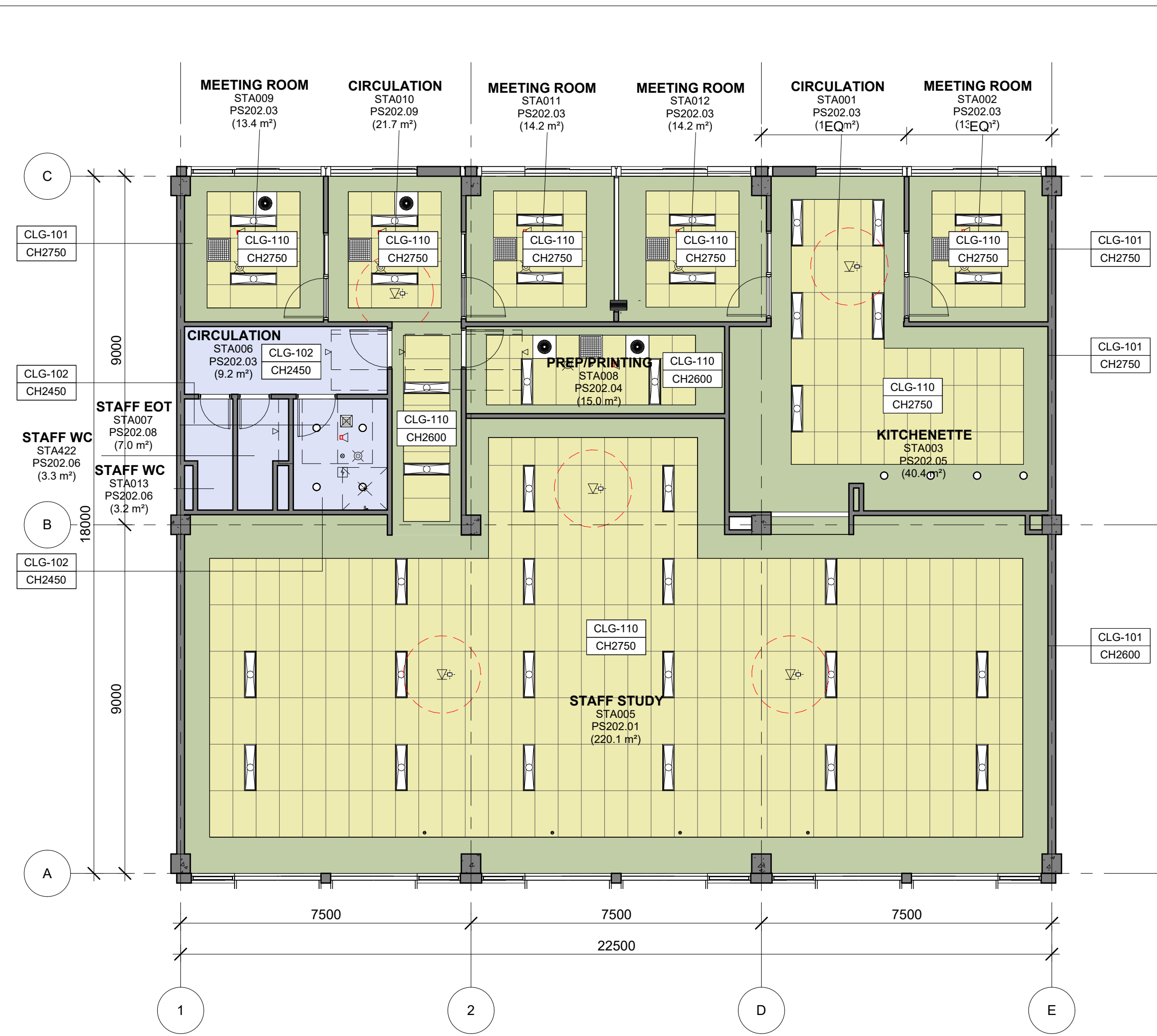
**1** PS202 - STA - GA PLAN (1 Bay Type B)  
1 : 100



**2** PS202 - STA - FFE PLAN (1 Bay Type B)  
1 : 100



**1** PS202 - STA - FINISHES PLAN (3 Bay)  
1 : 100



**2** PS202 - STA - RCP PLAN (3 Bay)  
1 : 100

**FLOOR FINISH**

- CONCRETE
- CPT101 CARPET - TILES
- CPT-150 CARPET - MARINE GRADE
- MAT-101 ENTRY MAT
- RBF-101 RUBBER FLOORING
- RFL-101 RESILIENT FLOORING
- RFL-201 RESILIENT FLOORING - SCIENCE
- TBF-101 TIMBER FLOORING
- TLF-101 TILE FLOORING

**WALL APPLIED FINISH**

- PIN-101 PINBOARD 100mm AFFL - 2750mm AFFL
- PIN-102 PINBOARD 1350mm AFFL - 2750mm AFFL
- PIN-201 PINBOARD 100mm AFFL - 2750mm AFFL
- VEL-101 VELCRO BOARD 100mm AFFL - 2750mm AFFL
- VEL-102 VELCRO BOARD 1350mm AFFL - 2750mm AFFL
- LIN-101 LINOLEUM 100mm AFFL - 2750mm AFFL
- MIR-201 MIRRORS
- SPL-101 LAMINATE SPLASHBACK
- TIP-101 TIMBER PANELS
- TLW-101 TILES
- WTB-101 WHITEBOARDS

NOTE: TO ALL OTHER WALLS, PAINT COLOUR TO BE CONFIRMED

**SYMBOL LEGEND**

NOTE: REFER TO SERVICES ENGINEER'S DRAWINGS FOR DETAILED INFORMATION. SYMBOLS DRAWN ARE REPRESENTATIONAL ONLY.

**CEILING TAG**

TYPE OF CEILING	CLG	NC
NO CEILING	CLG01	2700

**CEILING TYPE**

- CLG-100 EXPOSED CONCRETE - CLASS 2 FINISH
- CLG-101 SUSPENDED CEILING - STANDARD FLUSH PLASTERBOARD
- CLG-102 SUSPENDED CEILING - STANDARD WATER RESISTANT FLUSH PLASTERBOARD
- CLG-103 SUSPENDED CEILING - ACOUSTIC PERFORATED PLASTERBOARD
- CLG-104 SUSPENDED CEILING - FIRE RATED PLASTERBOARD 60/60/60
- CLG-105 SUSPENDED CEILING - FIRE RATED PLASTERBOARD 120/120/120
- CLG-110 SUSPENDED CEILING - CEILING TILE 1200 x 600
- CLG-111 ACOUSTIC CEILING - DIRECT STICK 12MM
- CLG-112 ACOUSTIC CEILING - DIRECT STICK 24MM
- CLG-120 ACOUSTIC CEILING - WOOD & METAL WORKSHOP
- CLG-210 EXTERNAL FC CEILING
- CLG-220 EXTERNAL PERFORATED FC CEILING
- CLG-230 EXTERNAL FEATURE CEILING
- CLG-310 INTERNAL FEATURE ACOUSTIC PANEL - TYPE 1
- CLG-311 INTERNAL FEATURE ACOUSTIC PANEL - TYPE 2
- CLG-320 INTERNAL FEATURE CEILING

NOTE: AN ACOUSTIC ASSESSMENT AGAINST THE PERFORMANCE SPECIFICATIONS IS REQUIRED PER PROJECT.

**MECHANICAL**

- MEC-101: SUPPLY AIR SWIRL - 350 DIA 600 X 600
- MEC-102: SUPPLY AIR SWIRL - 450 DIA 600 X 600
- MEC-103: KITCHEN EXHAUST GRILLE
- MEC-104: TOILET EXHAUST GRILLE
- MEC-105: RETURN AIR GRILLE
- MEC-106: ACCESS PANEL
- MEC-107: CEILING MOUNTED FAN
- MEC-108: CASSETTE UNIT FCU

**LIGHT FITTINGS**

- ELE-101: SURFACE MOUNTED LINEAR DIFFUSED LIGHT
- ELE-102: RECESSED PANEL LED LIGHT - 600x600
- ELE-103: RECESSED PANEL LED LIGHT - 300x1200
- ELE-104: SURFACE MOUNTED LIGHT
- ELE-105: FEATURE PENDANT LIGHT
- ELE-106: SURFACE MOUNTED BATTEN WITH EMERGENCY LIGHT
- ELE-106: SURFACE MOUNTED BATTEN

NOTE: Assess fixtures type and distribution against strobing effect.

**FIRE DETECTION & WARNING SYSTEM**

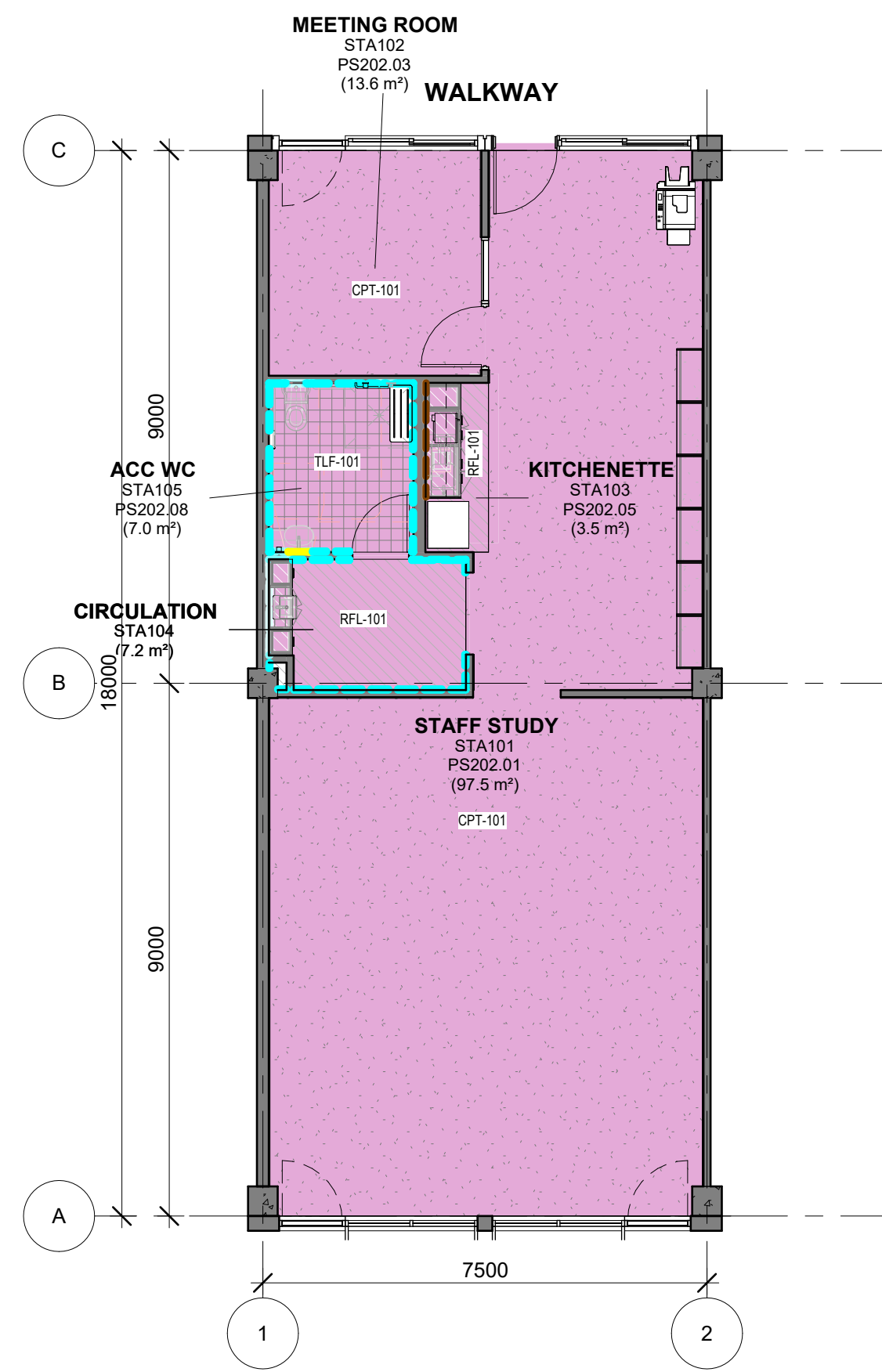
- FIR-101: SMOKE DETECTOR
- FIR-102: SURFACE MOUNTED SMOKE DETECTOR
- FIR-103: CEILING PA SPEAKER
- FIR-104: CEILING FIRE WARNING SPEAKER

**EMERGENCY & EXIT LIGHTING**

- EML-101: LED EMERGENCY LIGHT
- EML-102: LED / FLUORESCENT EMERGENCY EXIT LIGHT FITTING RECESSED
- EML-103: LED / FLUORESCENT EMERGENCY EXIT LIGHT FITTING SURFACE MOUNTED

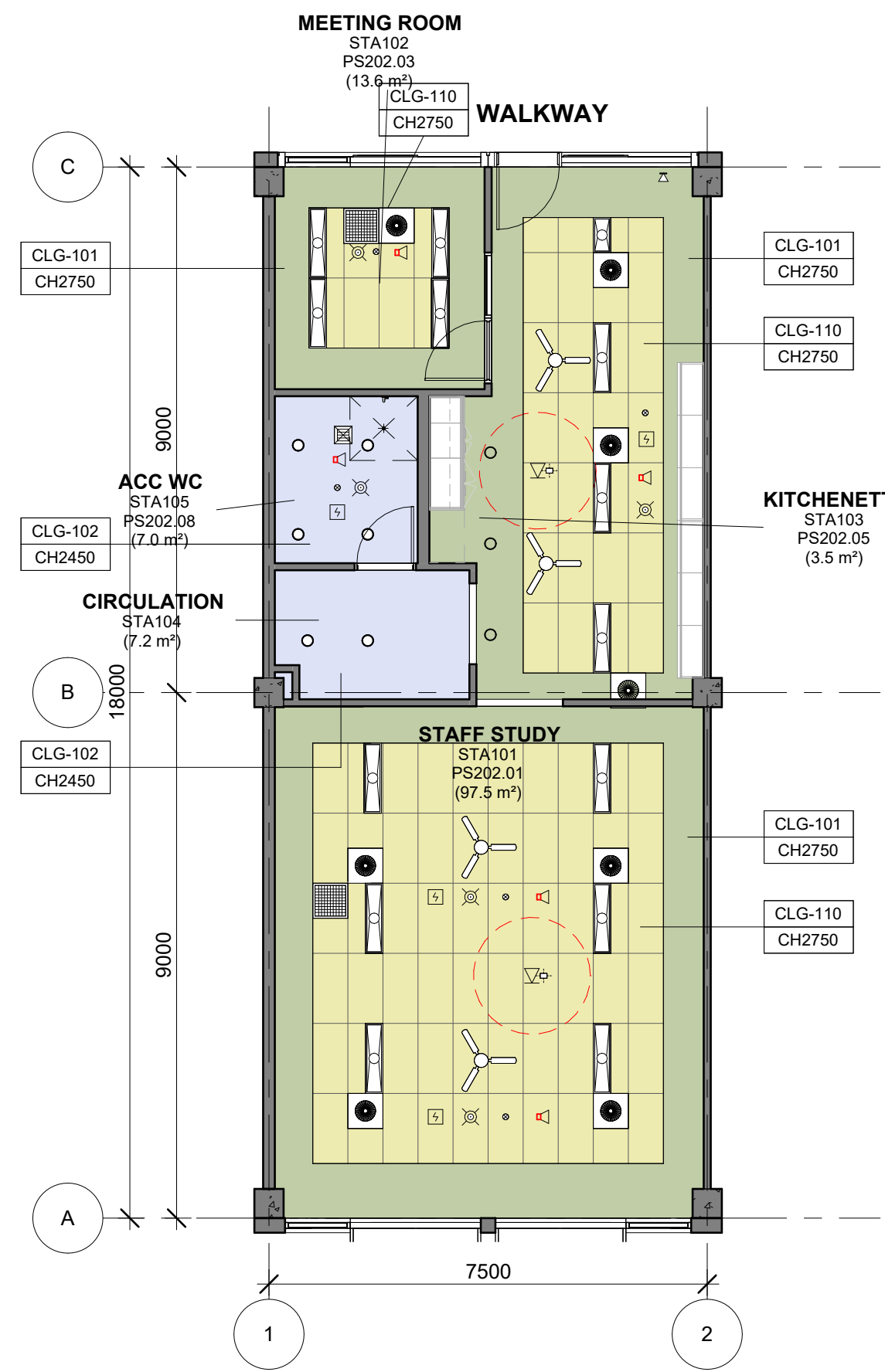
- MTS-101: MOTION SENSOR
- WAP-101: WIRELESS ACCESS POINT - RED DASHED LINE INDICATES 1m CLEARANCE ZONE
- PIR-101: PIR MOTION DETECTOR
- XTO-102: CEILING MOUNTED DATA OUTLET

NOTE: WAP - WIRELESS ACCESS POINT PROVIDED TO EVERY ROOM UNLESS NOTED OTHERWISE.



PS202 - STA - FINISHES PLAN (1 Bay Type A)

1 : 100



PS202 - STA - RCP PLAN (1 Bay Type A)

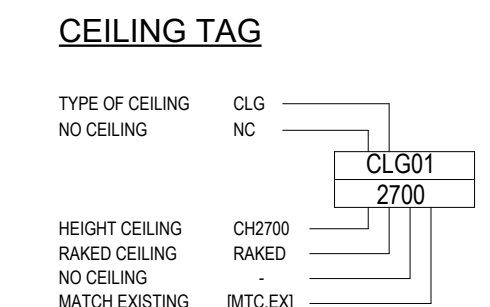
1 : 100

NOTE:  
 THIS RCP IS INDICATIVE OF DESIGN INTENT ONLY.  
 ALL SERVICES TO BE DESIGNED BY D&C CONTRACTOR BASED ON PERFORMANCE SPECIFICATIONS SET OUT BY THE EFSG.  
 REFER TO PROJECT SPECIFIC DESIGN IF AVAILABLE.

- FLOOR FINISH**
- CONCRETE
  - CPT101 CARPET - TILES
  - CPT-150 CARPET - MARINE GRADE
  - MAT-101 ENTRY MAT
  - RBF-101 RUBBER FLOORING
  - RFL-101 RESILIENT FLOORING
  - RFL-201 RESILIENT FLOORING - SCIENCE
  - TBF-101 TIMBER FLOORING
  - TLF-101 TILE FLOORING

- WALL APPLIED FINISH**
- PIN-101 PINBOARD 100mm AFFL - 2750mm AFFL
  - PIN-102 PINBOARD 1350mm AFFL - 2750mm AFFL
  - PIN-201 PINBOARD 100mm AFFL - 2750mm AFFL
  - VEL-101 VELCRO BOARD 100mm AFFL - 2750mm AFFL
  - VEL-102 VELCRO BOARD 1350mm AFFL - 2750mm AFFL
  - LIN-101 LINOLEUM 100mm AFFL - 2750mm AFFL
  - MIR-201 MIRRORS
  - SPL-101 LAMINATE SPLASHBACK
  - TIP-101 TIMBER PANELS
  - TLW-101 TILES
  - WTB-101 WHITEBOARDS
- NOTE: TO ALL OTHER WALLS, PAINT COLOUR TO BE CONFIRMED

NOTE: REFER TO SERVICES ENGINEER'S DRAWINGS FOR DETAILED INFORMATION. SYMBOLS DRAWN ARE REPRESENTATIONAL ONLY.



- CEILING TYPE**
- CLG-100 EXPOSED CONCRETE - CLASS 2 FINISH
  - CLG-101 SUSPENDED CEILING - STANDARD FLUSH PLASTERBOARD
  - CLG-102 SUSPENDED CEILING - STANDARD WATER RESISTANT FLUSH PLASTERBOARD
  - CLG-103 SUSPENDED CEILING - ACOUSTIC PERFORATED PLASTERBOARD
  - CLG-104 SUSPENDED CEILING - FIRE RATED PLASTERBOARD 90/90/90
  - CLG-105 SUSPENDED CEILING - FIRE RATED PLASTERBOARD 120/120/120
  - CLG-110 SUSPENDED CEILING - CEILING TILE 1200 x 600
  - CLG-111 ACOUSTIC CEILING - DIRECT STICK 12MM
  - CLG-112 ACOUSTIC CEILING - DIRECT STICK 24MM
  - CLG-120 ACOUSTIC CEILING - WOOD & METAL WORKSHOP
  - CLG-210 EXTERNAL FC CEILING
  - CLG-220 EXTERNAL PERFORATED FC CEILING
  - CLG-230 EXTERNAL FEATURE CEILING
  - CLG-310 INTERNAL FEATURE ACOUSTIC PANEL - TYPE 1
  - CLG-311 INTERNAL FEATURE ACOUSTIC PANEL - TYPE 2
  - CLG-320 INTERNAL FEATURE CEILING
- NOTE: AN ACOUSTIC ASSESSMENT AGAINST THE PERFORMANCE SPECIFICATIONS IS REQUIRED PER PROJECT.

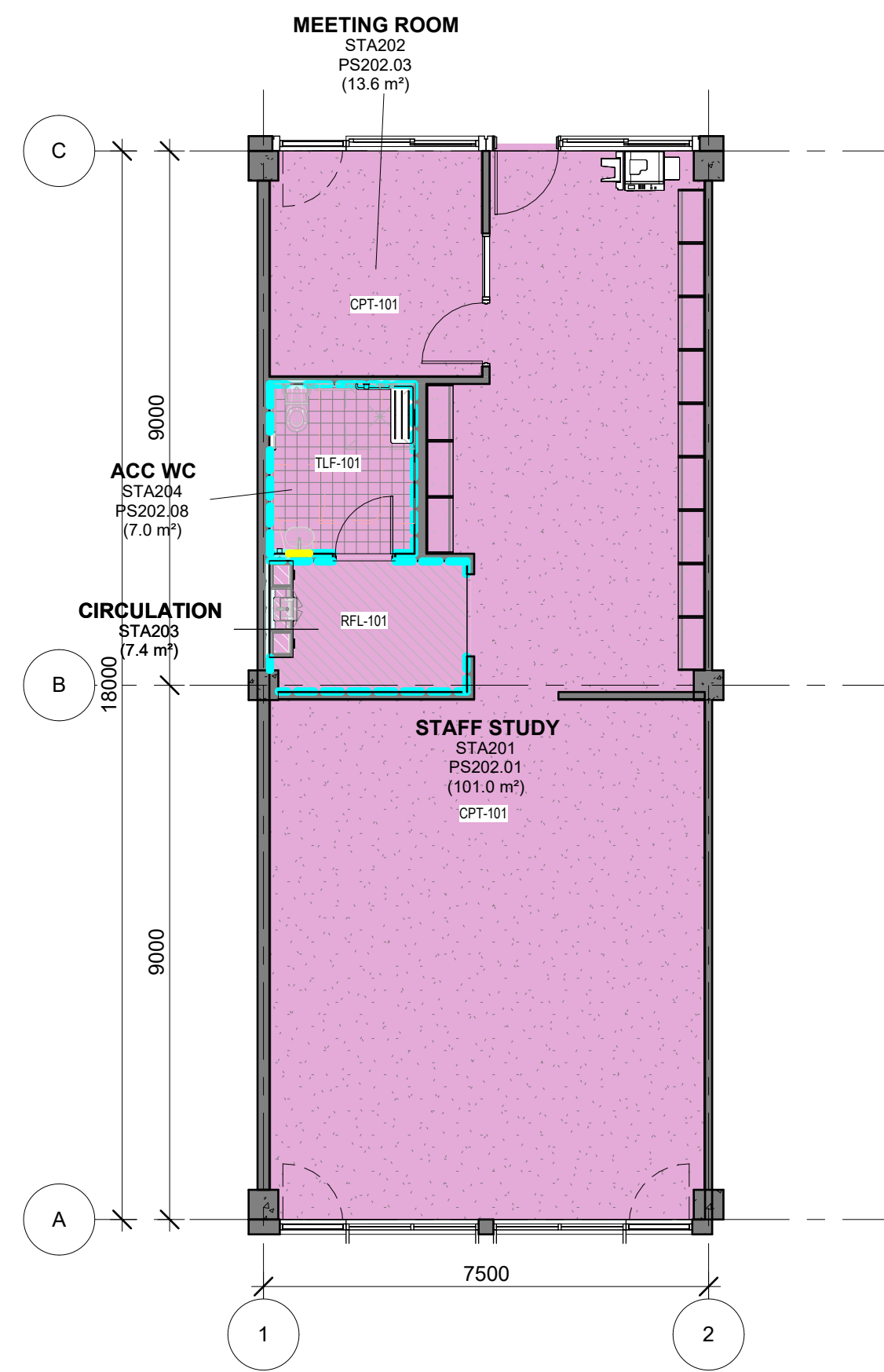
- MECHANICAL**
- MEC-101 SUPPLY AIR SWIRL - 350 DIA 600 X 600
  - MEC-102 SUPPLY AIR SWIRL - 450 DIA 600 X 600
  - MEC-103 KITCHEN EXHAUST GRILLE
  - MEC-104 TOILET EXHAUST GRILLE
  - MEC-105 RETURN AIR GRILLE
  - MEC-106 ACCESS PANEL
  - MEC-107 CEILING MOUNTED FAN
  - MEC-108 CASSETTE UNIT FCU

- LIGHT FITTINGS**
- ELE-101 SURFACE MOUNTED LINEAR DIFFUSED LIGHT
  - ELE-102 RECESSED PANEL LED LIGHT - 600x600
  - ELE-103 RECESSED PANEL LED LIGHT - 300x1200
  - ELE-104 SURFACE MOUNTED LIGHT
  - ELE-105 FEATURE PENDANT LIGHT
  - ELE-106 SURFACE MOUNTED BATTEN WITH EMERGENCY LIGHT
  - ELE-106 SURFACE MOUNTED BATTEN
- NOTE: Assess fixtures type and distribution against strobing effect.

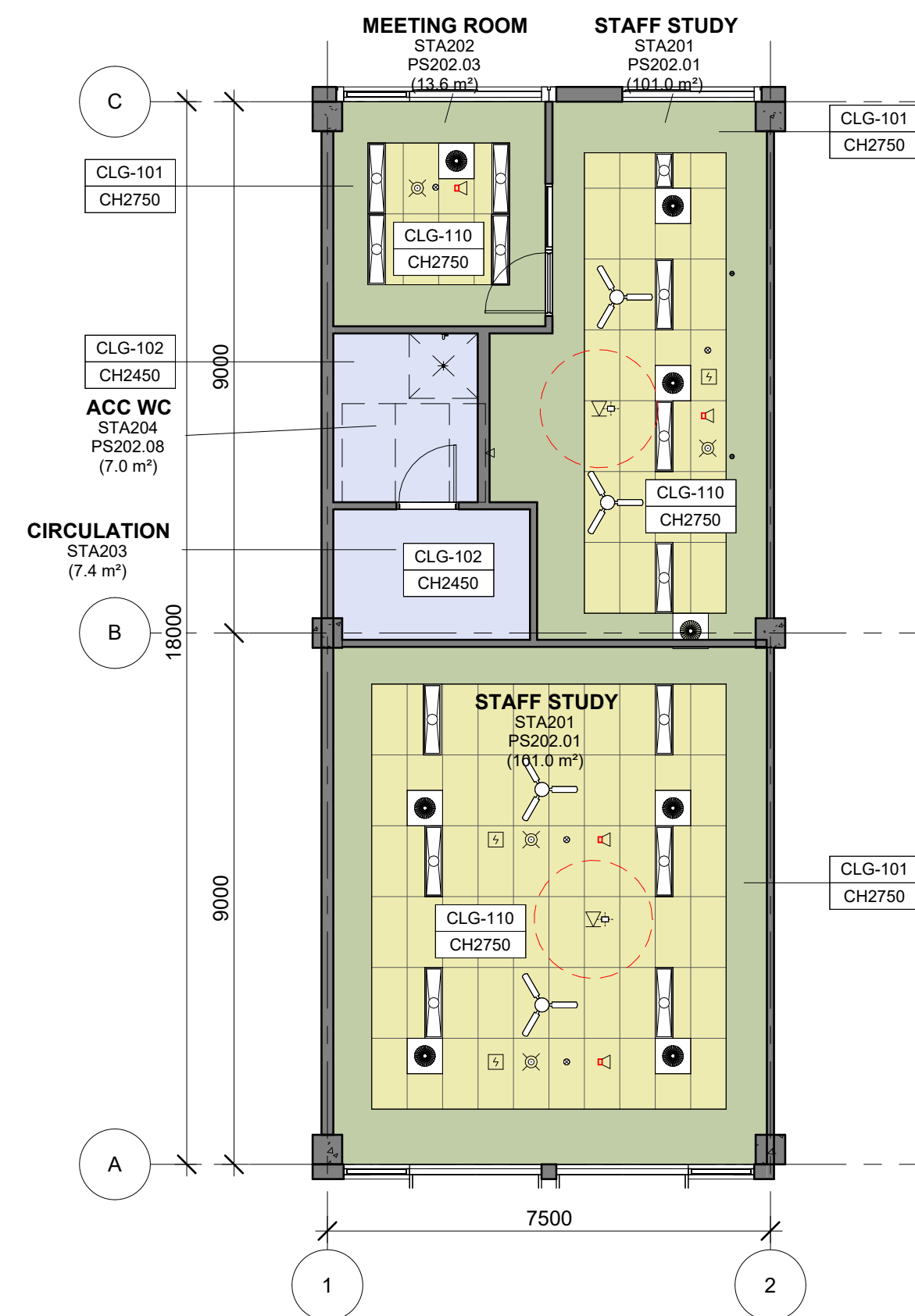
- FIRE DETECTION & WARNING SYSTEM**
- FIR-101 SMOKE DETECTOR
  - FIR-102 SURFACE MOUNTED SMOKE DETECTOR
  - FIR-103 CEILING PA SPEAKER
  - FIR-104 CEILING FIRE WARNING SPEAKER

- EMERGENCY & EXIT LIGHTING**
- EML-101 LED EMERGENCY LIGHT
  - EML-102 LED / FLUORESCENT EMERGENCY EXIT LIGHT FITTING RECESSED
  - EML-103 LED / FLUORESCENT EMERGENCY EXIT LIGHT FITTING SURFACE MOUNTED
  - MTS-101 MOTION SENSOR
  - WAP-101 WIRELESS ACCESS POINT - RED DASHED LINE INDICATES 1m CLEARANCE ZONE
  - PIR-101 PIR MOTION DETECTOR
  - XTO-102 CEILING MOUNTED DATA OUTLET
- NOTE: WAP - WIRELESS ACCESS POINT PROVIDED TO EVERY ROOM UNLESS NOTED OTHERWISE.





**1** PS202 - STA - FINISHES PLAN (1 Bay Type B)  
1 : 100



**2** PS202 - STA - RCP (1 Bay Type B)  
1 : 100

**NOTE:**  
THIS RCP IS INDICATIVE OF DESIGN INTENT ONLY.  
ALL SERVICES TO BE DESIGNED BY D&C CONTRACTOR BASED ON PERFORMANCE SPECIFICATIONS SET OUT BY THE EFSG.  
REFER TO PROJECT SPECIFIC DESIGN IF AVAILABLE.

**FLOOR FINISH**

CONCRETE
CPT101 CARPET - TILES
CPT-150 CARPET - MARINE GRADE
MAT-101 ENTRY MAT
RBF-101 RUBBER FLOORING
RFL-101 RESILIENT FLOORING
RFL-201 RESILIENT FLOORING - SCIENCE
TBF-101 TIMBER FLOORING
TLF-101 TILE FLOORING

**WALL APPLIED FINISH**

PIN-101 PINBOARD 100mm AFFL - 2750mm AFFL
PIN-102 PINBOARD 1350mm AFFL - 2750mm AFFL
PIN-201 PINBOARD 100mm AFFL - 2750mm AFFL
VEL-101 VELCRO BOARD 100mm AFFL - 2750mm AFFL
VEL-102 VELCRO BOARD 1350mm AFFL - 2750mm AFFL
LIN-101 LINOLEUM 100mm AFFL - 2750mm AFFL
MIR-201 MIRRORS
SPL-101 LAMINATE SPLASHBACK
TIP-101 TIMBER PANELS
TLW-101 TILES
WTB-101 WHITEBOARDS

NOTE: TO ALL OTHER WALLS, PAINT COLOUR TO BE CONFIRMED

**NOTE:**  
REFER TO SERVICES ENGINEER'S DRAWINGS FOR DETAILED INFORMATION. SYMBOLS DRAWN ARE REPRESENTATIONAL ONLY.

**SYMBOL LEGEND**

TYPE OF CEILING	CLG
NO CEILING	NC
HEIGHT CEILING	CH2700
RAVED CEILING	RAVED
NO CEILING	NO CEILING
MATCH EXISTING	[MTC EX]

**CEILING TAG**

CLG-100 EXPOSED CONCRETE - CLASS 2 FINISH
CLG-101 SUSPENDED CEILING - STANDARD FLUSH PLASTERBOARD
CLG-102 SUSPENDED CEILING - STANDARD WATER RESISTANT FLUSH PLASTERBOARD
CLG-103 SUSPENDED CEILING - ACOUSTIC PERFORATED PLASTERBOARD
CLG-104 SUSPENDED CEILING - FIRE RATED PLASTERBOARD 60/60/60
CLG-105 SUSPENDED CEILING - FIRE RATED PLASTERBOARD 120/120/120
CLG-110 SUSPENDED CEILING - CEILING TILE 1200 x 600
CLG-111 ACOUSTIC CEILING - DIRECT STICK 12MM
CLG-112 ACOUSTIC CEILING - DIRECT STICK 24MM
CLG-120 ACOUSTIC CEILING - WOOD & METAL WORKSHOP
CLG-210 EXTERNAL FC CEILING
CLG-220 EXTERNAL PERFORATED FC CEILING
CLG-230 EXTERNAL FEATURE CEILING
CLG-310 INTERNAL FEATURE ACOUSTIC PANEL - TYPE 1
CLG-311 INTERNAL FEATURE ACOUSTIC PANEL - TYPE 2
CLG-320 INTERNAL FEATURE CEILING

NOTE: AN ACOUSTIC ASSESSMENT AGAINST THE PERFORMANCE SPECIFICATIONS IS REQUIRED PER PROJECT.

**MECHANICAL**

MEC-101	SUPPLY AIR SWIRL - 350 DIA 600 X 600
MEC-102	SUPPLY AIR SWIRL - 450 DIA 600 X 600
MEC-103	KITCHEN EXHAUST GRILLE
MEC-104	TOILET EXHAUST GRILLE
MEC-105	RETURN AIR GRILLE
MEC-106	ACCESS PANEL
MEC-107	CEILING MOUNTED FAN
MEC-108	CASSETTE UNIT FCU

**LIGHT FITTINGS**

ELE-101	SURFACE MOUNTED LINEAR DIFFUSED LIGHT
ELE-102	RECESSED PANEL LED LIGHT - 600x600
ELE-103	RECESSED PANEL LED LIGHT - 300x1200
ELE-104	SURFACE MOUNTED LIGHT
ELE-105	FEATURE PENDANT LIGHT
ELE-106	SURFACE MOUNTED BATTEN WITH EMERGENCY LIGHT
ELE-106	SURFACE MOUNTED BATTEN

NOTE:  
Assess fixtures type and distribution against strobing effect.

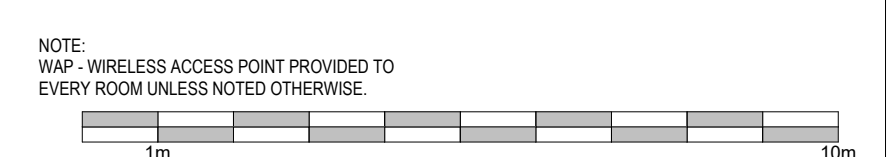
**FIRE DETECTION & WARNING SYSTEM**

FIR-101	SMOKE DETECTOR
FIR-102	SURFACE MOUNTED SMOKE DETECTOR
FIR-103	CEILING PA SPEAKER
FIR-104	CEILING FIRE WARNING SPEAKER

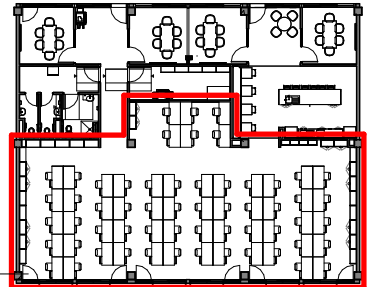
**EMERGENCY & EXIT LIGHTING**

EML-101	LED EMERGENCY LIGHT
EML-102	LED / FLUORESCENT EMERGENCY EXIT LIGHT FITTING RECESSED
EML-103	LED / FLUORESCENT EMERGENCY EXIT LIGHT FITTING SURFACE MOUNTED
MTS-101	MOTION SENSOR
WAP-101	WIRELESS ACCESS POINT - RED DASHED LINE INDICATES 1m CLEARANCE ZONE
PIR-101	PIR MOTION DETECTOR
XTO-102	CEILING MOUNTED DATA OUTLET

NOTE:  
WAP - WIRELESS ACCESS POINT PROVIDED TO EVERY ROOM UNLESS NOTED OTHERWISE.

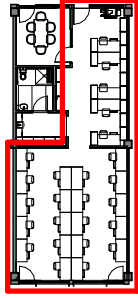
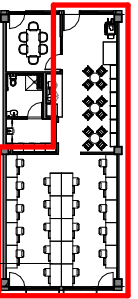


Room Name	STAFF STUDY
Hub Name	PS 202 STAFF HUB
Facility ID	PS202.01



Item	Room Data	EFSG Link	Comments
Area Function	Flexible and informal seating area for staff to be used for recreation and informal meetings		
Provisional Areas			
Number of Occupants	1-58 people		
Functional Relationship Considerations			
Other Relevant Info/ Gaps			
ESD Category			
Floor & Skirting	Refer to Finishes Plan & Elevation Drawings Skirting to suit floor finish	<a href="https://tinyurl.com/EFSG-Finish">https://tinyurl.com/EFSG-Finish</a>	
Ceiling Type	Refer to RCP Drawing	<a href="https://tinyurl.com/EFSG-Ceilings">https://tinyurl.com/EFSG-Ceilings</a>	
Wall	Refer to Finishes Plan & Elevation Drawings Wall strengthening required for application of displays, shelving, etc	<a href="https://tinyurl.com/EFSG-Walls">https://tinyurl.com/EFSG-Walls</a>	
Doors	Refer to Door Schedule	<a href="https://tinyurl.com/EFSG-Doors">https://tinyurl.com/EFSG-Doors</a>	
Windows	Refer to Pattern Book Blinds required for lock-down and internal privacy WINDOWS - OTHER: Internal safety glass side panel adjacent door for supervision	<a href="https://tinyurl.com/EFSG-Windows">https://tinyurl.com/EFSG-Windows</a>	
Acoustic	Refer to EFSG and relevant standards/ codes Note: Further consultant input required	<a href="https://tinyurl.com/EFSG-Acoustic">https://tinyurl.com/EFSG-Acoustic</a>	
Ventilation	Refer to Pattern Book	<a href="https://tinyurl.com/EFSG-Ventilation">https://tinyurl.com/EFSG-Ventilation</a>	
Light	DAYLIGHT: Access to natural light required / BROWN OUT: Space requires glare reducing brown out capabilities to all windows	<a href="https://tinyurl.com/EFSG-Lighting">https://tinyurl.com/EFSG-Lighting</a>	
Illumination	LUX LEVEL: 240 lux / LIGHTING CONTROL: Operation in accordance with EFSG BMS	<a href="https://tinyurl.com/EFSG-Illumination">https://tinyurl.com/EFSG-Illumination</a>	
Cooling	FAN: Fan required / COOLING: Air-conditioning systems suitable for heating and cooling	<a href="https://tinyurl.com/EFSG-Cooling">https://tinyurl.com/EFSG-Cooling</a>	
Heating	HEATING: Air-conditioning system suitable for heating and cooling	<a href="https://tinyurl.com/EFSG-Heating">https://tinyurl.com/EFSG-Heating</a>	
Gas	NIL	<a href="https://tinyurl.com/EFSG-Gas">https://tinyurl.com/EFSG-Gas</a>	
ICT	LOCATION/SERVICE: (CONFIGURATION, INSTALLATION HEIGHT, USAGE) ROOM: DAT-201 + GPO-201, 300mm, General usage AV: DAT-201 + GPO-202, MLD-106, Standard MLD layout, MLD, Mini PC, Hearing augmentation, spare WAP: DAT-202, WAP-102, Ceiling centrally positioned Wireless point PHONE: DAT-101 and TEL-101 as per standard layout, located with room controls BMS/IOT: DAT-101, 2400-3000mm above room controls, Provision for future use HEARING: Allowed for with AV CLEANER/UTILITY: GPO-101, 300mm, At entry door near room controls	<a href="https://tinyurl.com/EFSG-Electrical">https://tinyurl.com/EFSG-Electrical</a>  <a href="https://tinyurl.com/EFSG-Comms">https://tinyurl.com/EFSG-Comms</a>	
Security	SECURITY LEVEL: Category B - Moderately Low Security Level for further review	<a href="https://tinyurl.com/EFSG-Security">https://tinyurl.com/EFSG-Security</a>	
Water	N/A	<a href="https://tinyurl.com/EFSG-Water">https://tinyurl.com/EFSG-Water</a>	
Drainage	SANITARY DRAINAGE FIXTURES: Refer to Room Layout Plan	<a href="https://tinyurl.com/EFSG-Drainage">https://tinyurl.com/EFSG-Drainage</a>	
Fire Protection	FIRE EXTINGUISHER/ BLANKET: Portable fire extinguisher required where Fire Hose Reel coverage not provided to comply with NCC / FIRE HOSE REEL: As required to comply with NCC	<a href="https://tinyurl.com/EFSG-FireProtection">https://tinyurl.com/EFSG-FireProtection</a>	
Keying	KEYING GENERAL: Keyed Alike Staff Studies (SS) / MASTER KEYING: Master keyed - Administration & Staff (AF)	<a href="https://tinyurl.com/EFSG-Keying">https://tinyurl.com/EFSG-Keying</a>	
Signage	DOOR SIGNAGE: "STAFF" SIGNS GENERAL WARNING SIGN: Sign with red writing and symbol "Warning – this fixture may deliver hot water which will scald" -adjacent to the sink	<a href="https://tinyurl.com/EFSG-Signage">https://tinyurl.com/EFSG-Signage</a>	

Room Name	STAFF STUDY
Hub Name	PS 202 STAFF HUB
Facility ID	PS202.01



Item	Room Data	EFSG Link	Comments
Area Function	Flexible and informal seating area for staff to be used for recreation and informal meetings		
Provisional Areas			
Number of Occupants	1-58 people		
Functional Relationship Considerations			
Other Relevant Info/ Gaps			
ESD Category			
Floor & Skirting	Refer to Finishes Plan & Elevation Drawings Skirting to suit floor finish	<a href="https://tinyurl.com/EFSG-Finish">https://tinyurl.com/EFSG-Finish</a>	
Ceiling Type	Refer to RCP Drawing	<a href="https://tinyurl.com/EFSG-Ceilings">https://tinyurl.com/EFSG-Ceilings</a>	
Wall	Refer to Finishes Plan & Elevation Drawings Wall strengthening required for application of displays, shelving, etc	<a href="https://tinyurl.com/EFSG-Walls">https://tinyurl.com/EFSG-Walls</a>	
Doors	Refer to Door Schedule	<a href="https://tinyurl.com/EFSG-Doors">https://tinyurl.com/EFSG-Doors</a>	
Windows	Refer to Pattern Book Blinds required for lock-down and internal privacy WINDOWS - OTHER: Internal safety glass side panel adjacent door for supervision	<a href="https://tinyurl.com/EFSG-Windows">https://tinyurl.com/EFSG-Windows</a>	
Acoustic	Refer to EFSG and relevant standards/ codes Note: Further consultant input required	<a href="https://tinyurl.com/EFSG-Acoustic">https://tinyurl.com/EFSG-Acoustic</a>	
Ventilation	Refer to Pattern Book	<a href="https://tinyurl.com/EFSG-Ventilation">https://tinyurl.com/EFSG-Ventilation</a>	
Light	DAYLIGHT: Access to natural light required / BROWN OUT: Space requires glare reducing brown out capabilities to all windows	<a href="https://tinyurl.com/EFSG-Lighting">https://tinyurl.com/EFSG-Lighting</a>	
Illumination	LUX LEVEL: 240 lux / LIGHTING CONTROL: Operation in accordance with EFSG BMS	<a href="https://tinyurl.com/EFSG-Illumination">https://tinyurl.com/EFSG-Illumination</a>	
Cooling	FAN: Fan required / COOLING: Air-conditioning systems suitable for heating and cooling	<a href="https://tinyurl.com/EFSG-Cooling">https://tinyurl.com/EFSG-Cooling</a>	
Heating	HEATING: Air-conditioning system suitable for heating and cooling	<a href="https://tinyurl.com/EFSG-Heating">https://tinyurl.com/EFSG-Heating</a>	
Gas	NIL	<a href="https://tinyurl.com/EFSG-Gas">https://tinyurl.com/EFSG-Gas</a>	
ICT (FOR QUANTITIES REFER TO THE ROOM'S POWER & DATA SCHEDULE)	LOCATION/SERVICE: (CONFIGURATION, INSTALLATION HEIGHT, USAGE) ROOM: DAT-201 + GPO-201, 300mm, General usage AV: DAT-201 + GPO-202, MLD-106, Standard MLD layout, MLD, Mini PC, Hearing augmentation, spare WAP: DAT-202, WAP-102, Ceiling centrally positioned Wireless point PHONE: DAT-101 and TEL-101 as per standard layout, located with room controls BMS/IOT: DAT-101, 2400-3000mm above room controls, Provision for future use HEARING: Allowed for with AV CLEANER/UTILITY: GPO-101, 300mm, At entry door near room controls	<a href="https://tinyurl.com/EFSG-Electrical">https://tinyurl.com/EFSG-Electrical</a>  <a href="https://tinyurl.com/EFSG-Comms">https://tinyurl.com/EFSG-Comms</a>	
Security	SECURITY LEVEL: Category B - Moderately Low Security Level for further review	<a href="https://tinyurl.com/EFSG-Security">https://tinyurl.com/EFSG-Security</a>	
Water	N/A	<a href="https://tinyurl.com/EFSG-Water">https://tinyurl.com/EFSG-Water</a>	
Drainage	SANITARY DRAINAGE FIXTURES: Refer to Room Layout Plan	<a href="https://tinyurl.com/EFSG-Drainage">https://tinyurl.com/EFSG-Drainage</a>	
Fire Protection	FIRE EXTINGUISHER/ BLANKET: Portable fire extinguisher required where Fire Hose Reel coverage not provided to comply with NCC / FIRE HOSE REEL: As required to comply with NCC	<a href="https://tinyurl.com/EFSG-FireProtection">https://tinyurl.com/EFSG-FireProtection</a>	
Keying	KEYING GENERAL: Keyed Alike Staff Studies (SS) / MASTER KEYING: Master keyed - Administration & Staff (AF)	<a href="https://tinyurl.com/EFSG-Keying">https://tinyurl.com/EFSG-Keying</a>	
Signage	DOOR SIGNAGE: "STAFF" SIGNS GENERAL WARNING SIGN: Sign with red writing and symbol "Warning – this fixture may deliver hot water which will scald" -adjacent to the sink	<a href="https://tinyurl.com/EFSG-Signage">https://tinyurl.com/EFSG-Signage</a>	



www.schoolinfrastructure.nsw.gov.au

FOR IMPLEMENTATION/USE OF THE SI PATTERN BOOK, NOTE THE FOLLOWING:  
INTELLECTUAL PROPERTY  
Refer to: SI Pattern Book - Introduction, Copyright and Disclaimer.  
AGREEMENT OF USE  
Refer to: SI Pattern Book - Introduction, Copyright and Disclaimer.  
SINSW CONTACT  
Refer to: SI Pattern Book - Introduction, Copyright and Disclaimer.

DRAWING NOTES

REV	BY	DATE	DESCRIPTION
P01	NC	2025.05.30	FOR INFORMATION
P02	SINSW	2025/17/01	ISSUED FOR EFSG 2025r0

PROJECT NAME  
**PATTERN BOOK**

DRAWING TITLE  
**PS202.01 - STA - STAFF STUDY - RDS (1 Bay Type A)**

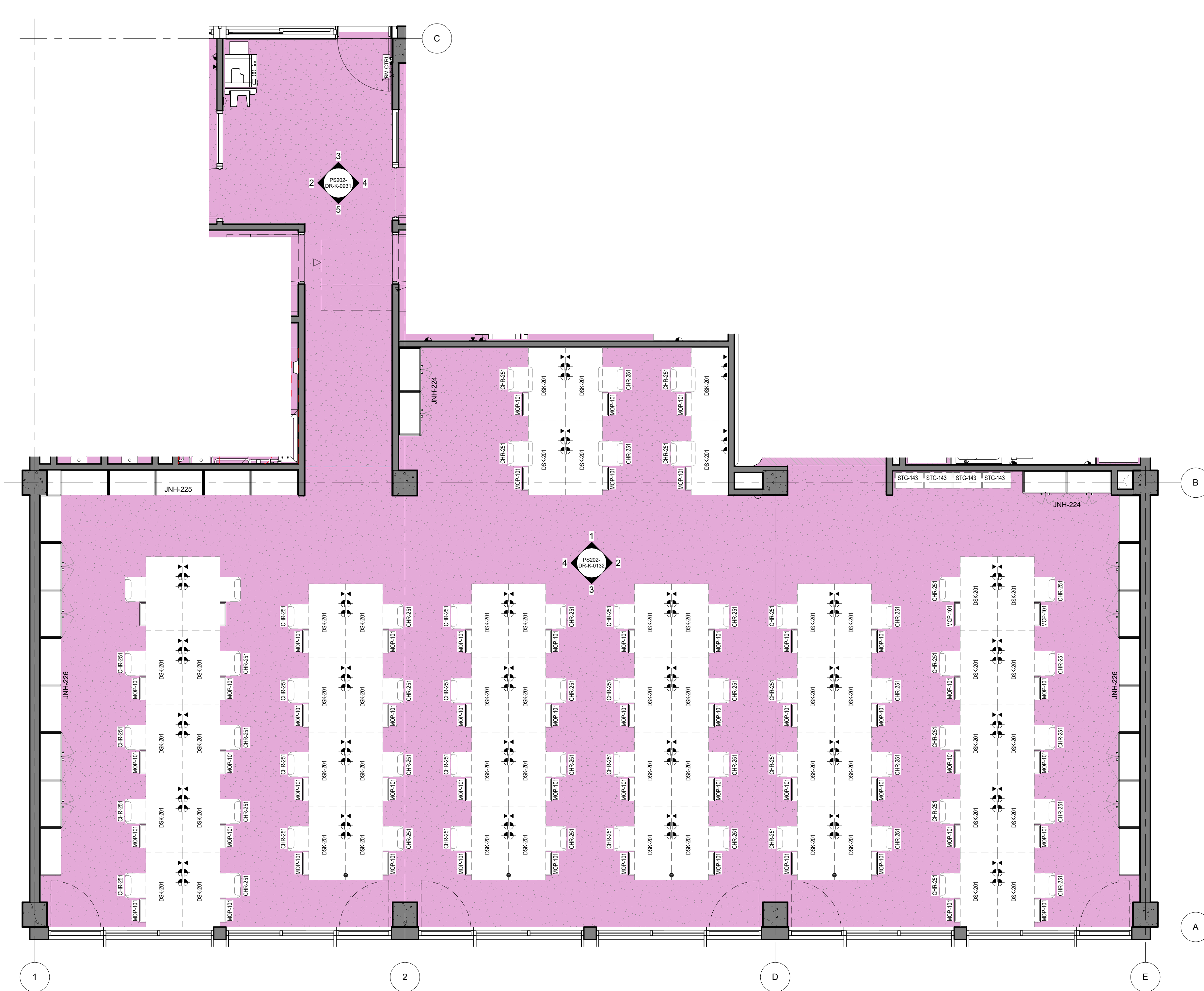
PROJECT NUMBER  
**PXXXXXX**

STATUS  
**FOR INFORMATION**

DRW	CHK	APP	DATE <b>2025/17/01</b>	SCALE <b>1 : 500 @A3</b>
-----	-----	-----	---------------------------	-----------------------------



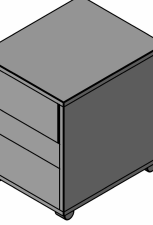
DRAWING NO.  
**PAT-SINSW-STA-PS202- DR-K-0112**

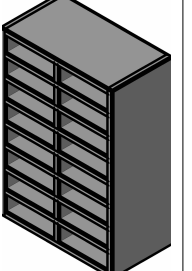
REV  
**P02**



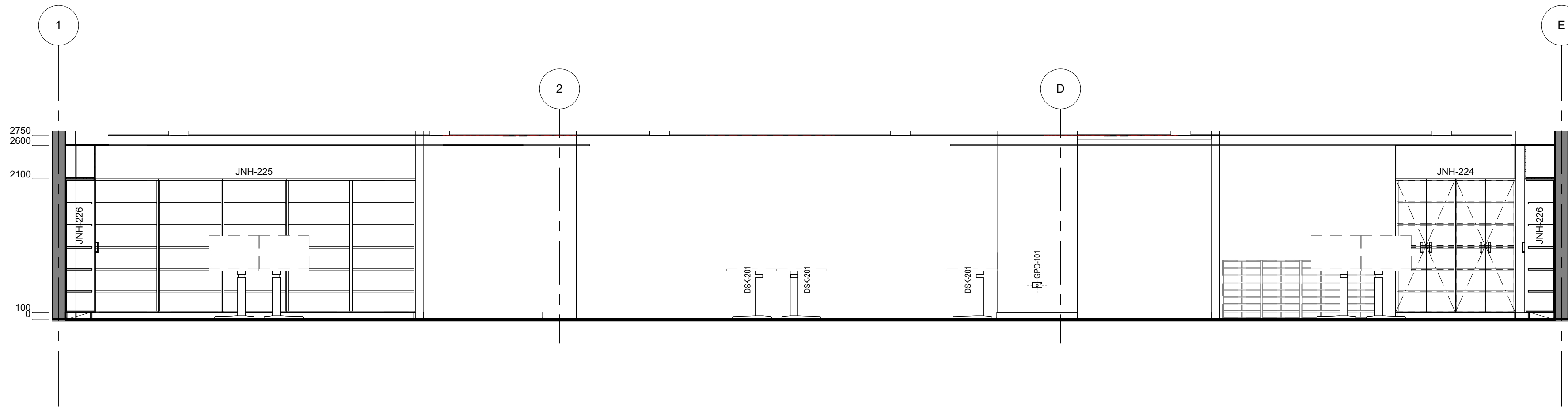
**1** PS202 - STA - STAFF LOUNGE - PLAN (3 Bay)  
1 : 50

PS - STA - STAFF LOUNGE - POWER & DATA SCHEDULE		
CODE	DESCRIPTION	QTY
DAT-201	DATA OUTLET - Double - Wall Mounted	58
GPO-101	GPO - Single Wall Mounted	1
GPO-201	GPO - Double - Wall Mount	116
UCM-101	CABLE MANAGEMENT - Umbilical Ceiling Mounted	4

PS - STA - STAFF LOUNGE (3 Bay) - FFE SCHEDULE					
CODE	DESCRIPTION	IMAGE	QTY	GROUP	COMMENTS
CHR-251	CHAIR - Task - Staff		58	2	
DSK-201	DESK - Workstation - Height Adjustable - 1500W x 750D		58	2	
MOP-101	STORAGE - Cabinet Pedestal Mobile		58	2	

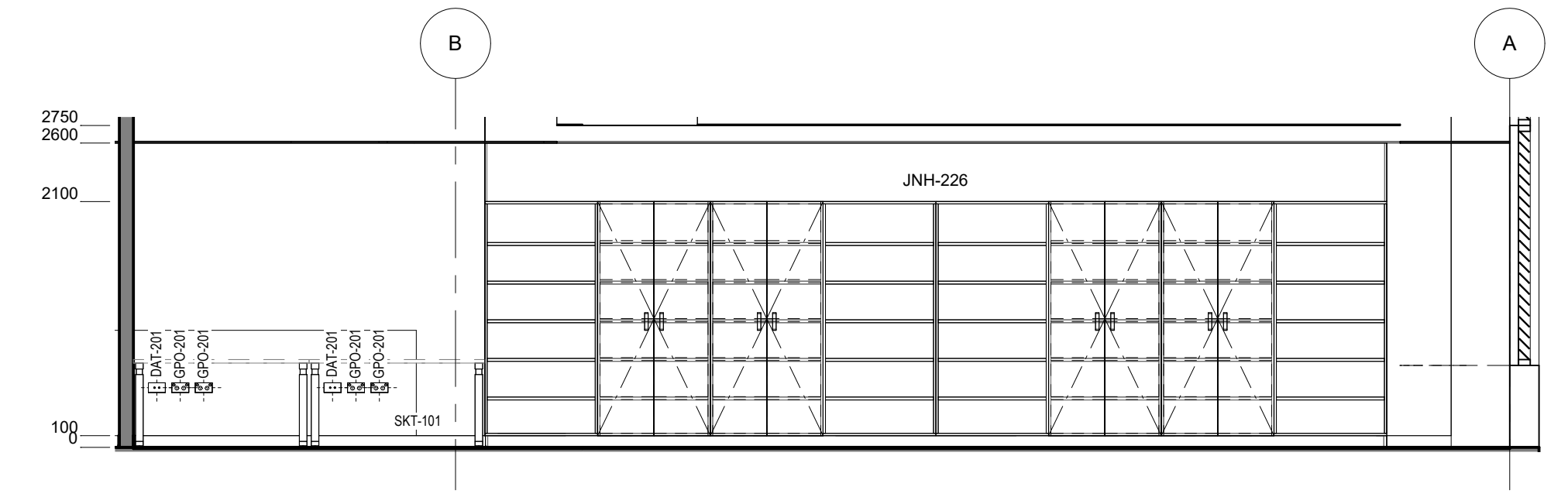
PS - STA - STAFF LOUNGE (3 Bay) - FFE SCHEDULE					
CODE	DESCRIPTION	IMAGE	QTY	GROUP	COMMENTS
STG-143	STORAGE - Pigeon Holes		4	2	





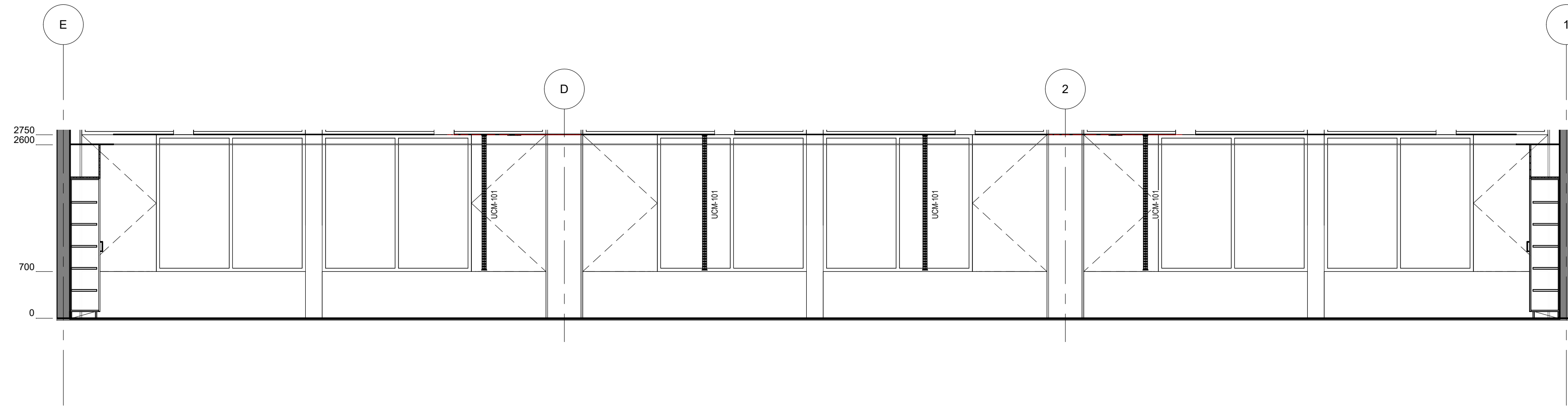
PS202 - STA - STAFF LOUNGE - ELEVATION

1  
1  
1 : 50



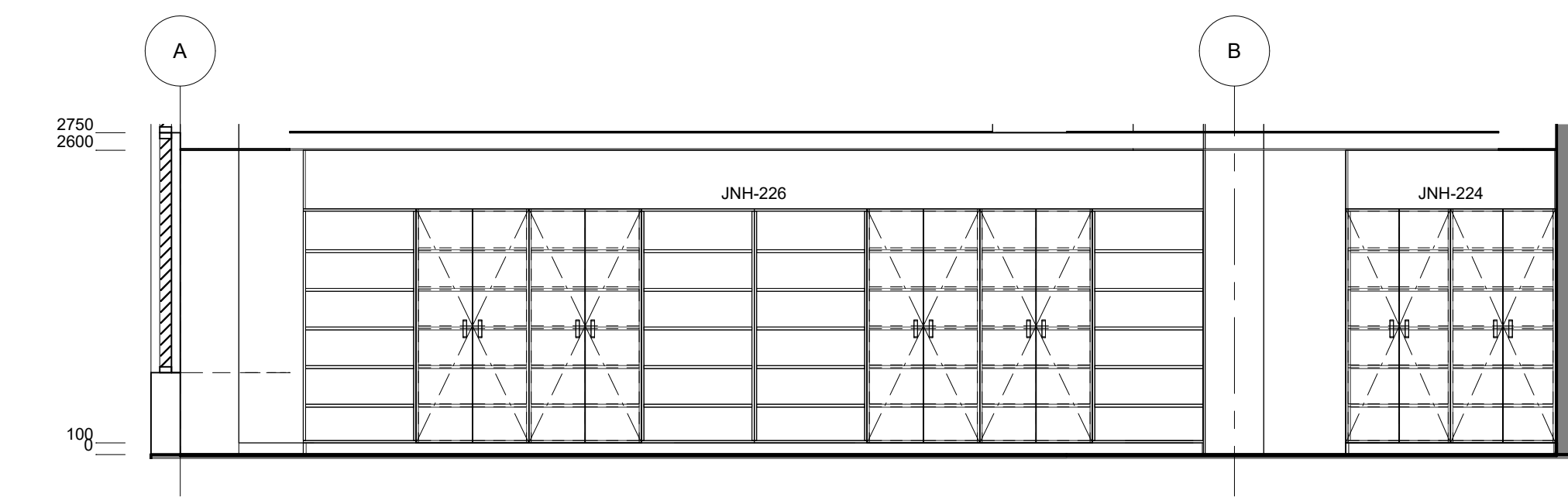
PS202 - STA - STAFF LOUNGE - ELEVATION

2  
2  
1 : 50



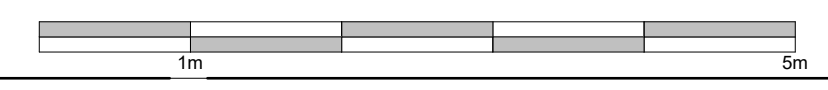
PS202 - STA - STAFF LOUNGE - ELEVATION

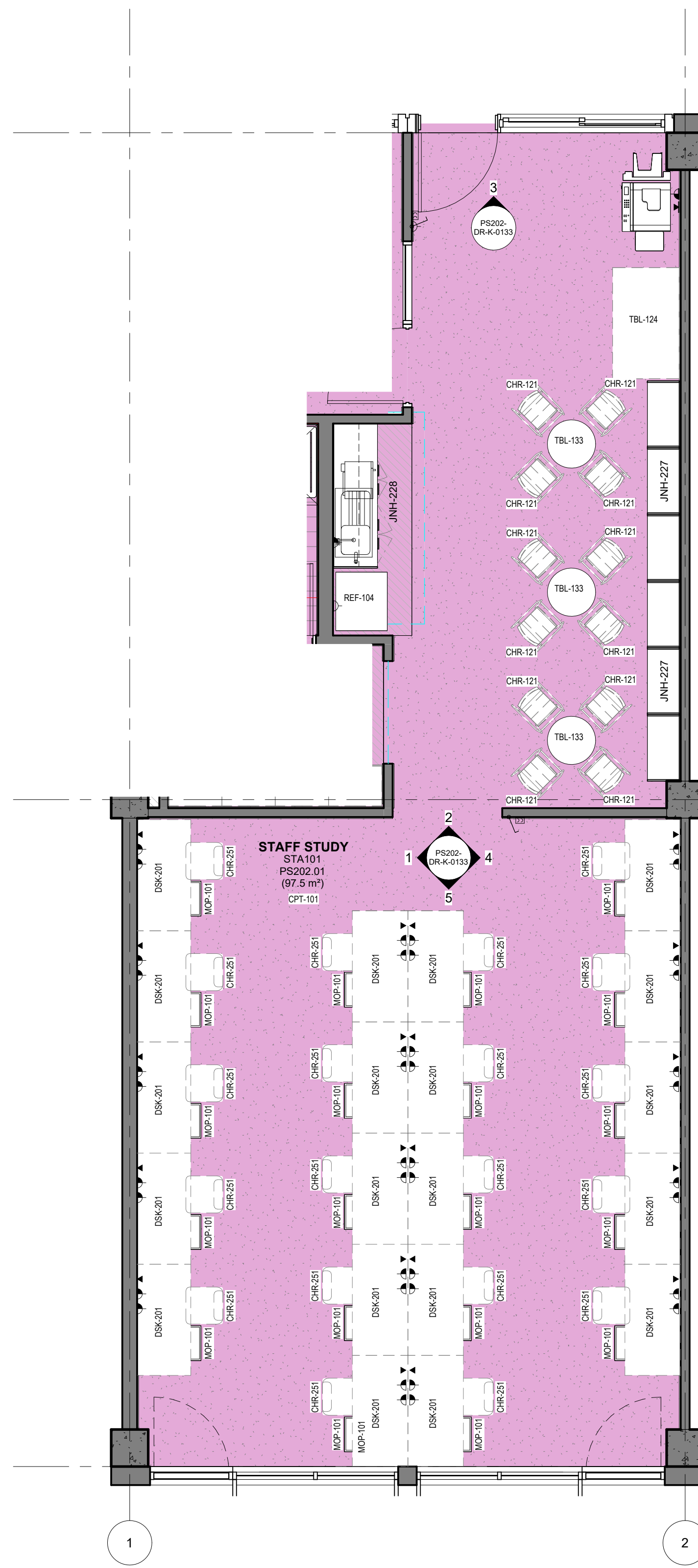
3  
3  
1 : 50



PS202 - STA - STAFF LOUNGE - ELEVATION

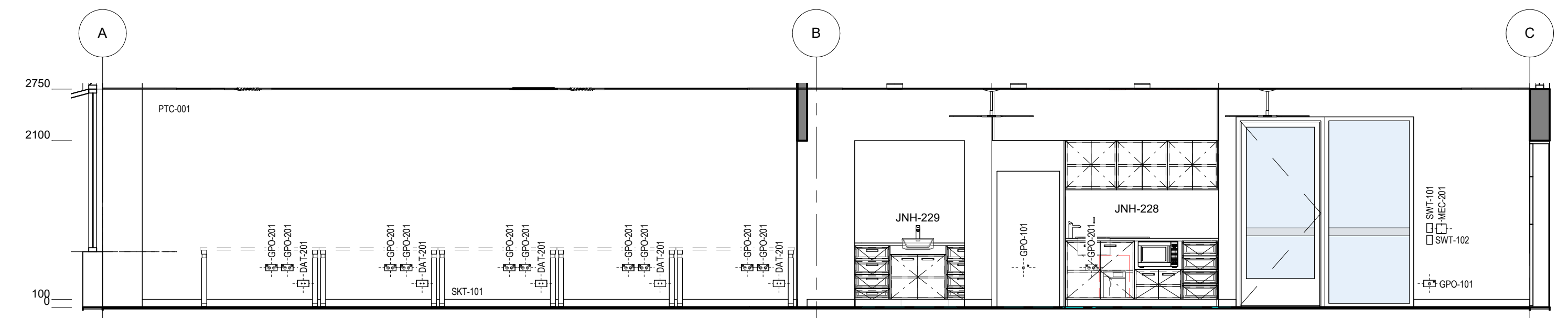
4  
4  
1 : 50



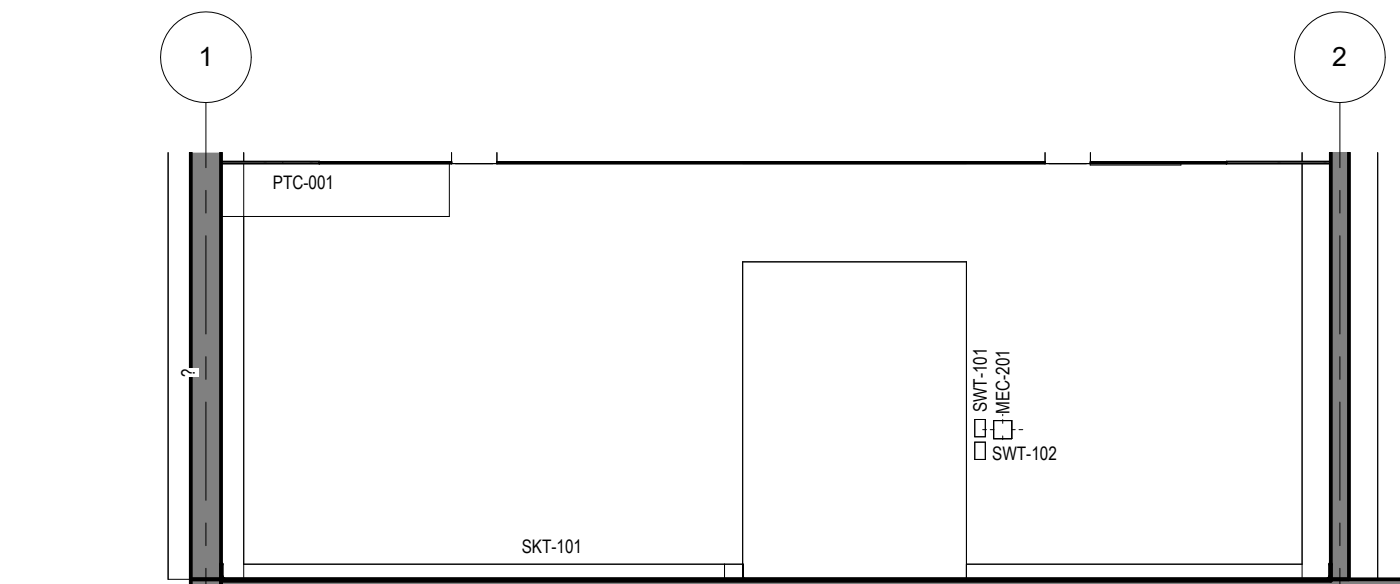


**0** PS202 - STA - STAFF STUDY (Type 1) - FFE PLAN  
1 : 50

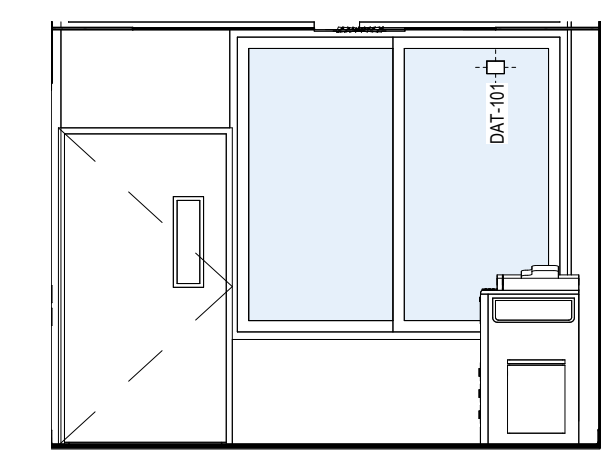
PS - STA - STAFF STUDY - POWER & DATA SCHEDULE		
CODE	DESCRIPTION	QTY
DAT-101	DATA OUTLET - Single - Wall Mounted	1
DAT-201	DATA OUTLET - Double - Wall Mounted	21
GPO-101	GPO - Single Wall Mounted	1
GPO-201	GPO - Double - Wall Mount	41
MEC-201	CONTROL - Mechanical	2
PRN-102	PRINTER - A3	1
SWT-101	SWITCH - Light	2
SWT-102	SWITCH - Fan	2



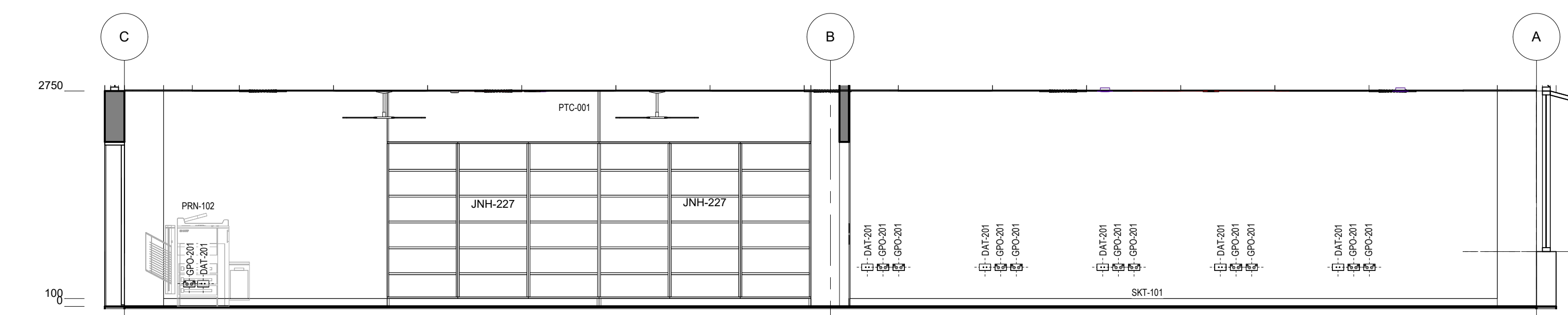
**1** PS - STAFF - STAFF STUDY (Type 1) - ELEVATION  
1 : 50



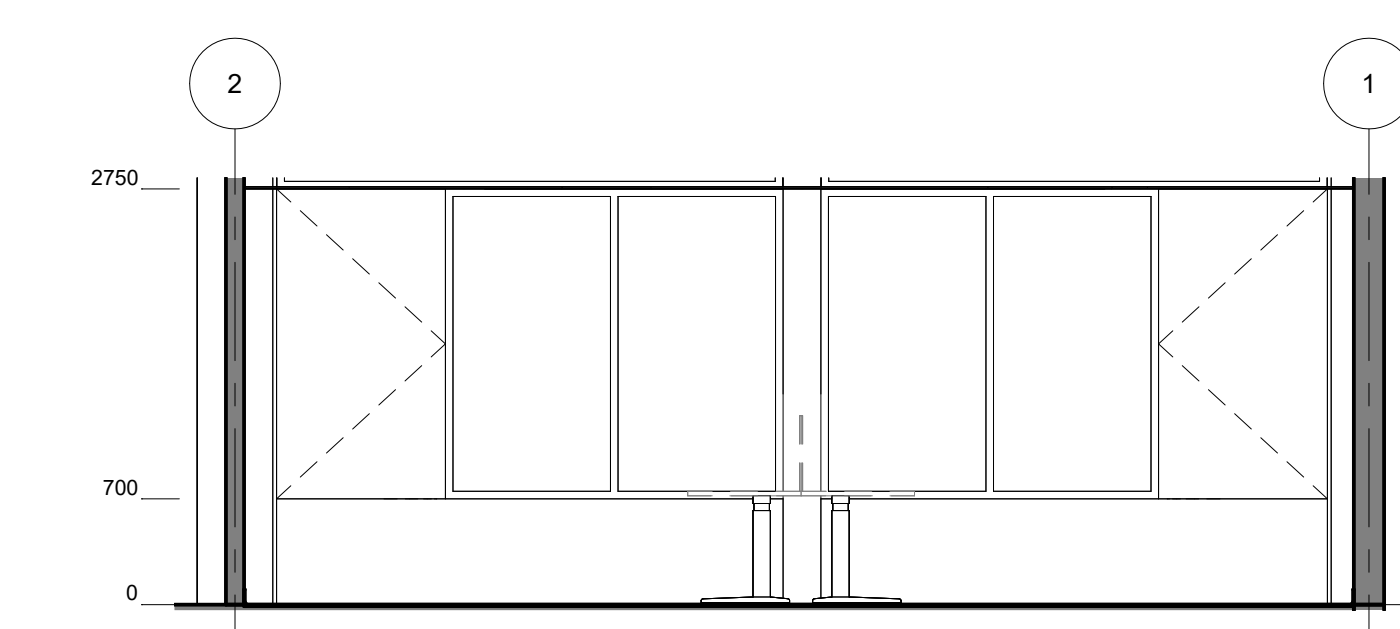
**2** PS - STAFF - STAFF STUDY (Type 1) - ELEVATION  
1 : 50



**3** PS - STAFF - STAFF STUDY (Type 1) - ELEVATION  
1 : 50



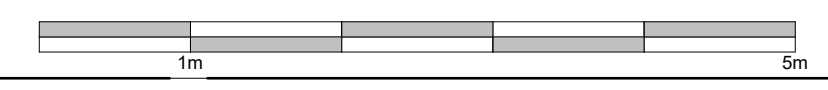
**4** PS - STAFF - STAFF STUDY (Type 1) - ELEVATION  
1 : 50



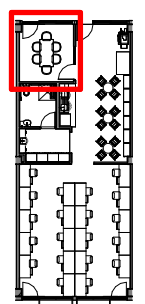
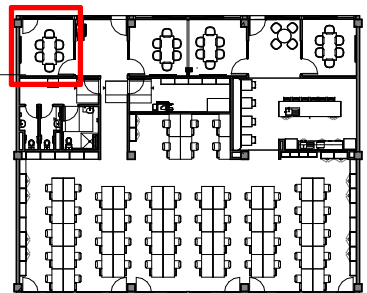
**5** PS - STAFF - STAFF STUDY (Type 1) - ELEVATION  
1 : 50

PS - STA - STAFF STUDY (1 Bay) - FFE SCHEDULE					
CODE	DESCRIPTION	IMAGE	QTY	GROUP	COMMENTS
CHR-121	CHAIR - Stool - High		12	2	
CHR-251	CHAIR - Task - Staff		20	2	
DSK-201	DESK - Workstation - Height Adjustable - 1500W x 750D		20	2	
MOP-101	STORAGE - Cabinet Pedestal Mobile		20	2	

PS - STA - STAFF STUDY (1 Bay) - FFE SCHEDULE					
CODE	DESCRIPTION	IMAGE	QTY	GROUP	COMMENTS
PRN-102	PRINTER - A3		1	1	
TBL-124	TABLE - Bench - Rectangular - 1500W x 900D x 870H		1	2	
TBL-133	TABLE - High - Round 900dia		3	2	



Room Name	MEETING ROOM
Hub Name	PS 202 STAFF HUB
Facility ID	PS202.03



Item	Room Data	EFSG Link	Comments
Area Function	Staff sanitary facility		
Provisional Areas			
Number of Occupants	1 person		
Functional Relationship Considerations			
Other Relevant Info/ Gaps			
ESD Category			
Floor & Skirting	Refer to Finishes Plan & Elevation Drawings Ceramic Tiles graded to falls Coved skirting tiles at wall	<a href="https://tinyurl.com/EFSG-Finish">https://tinyurl.com/EFSG-Finish</a>	
Ceiling Type	Refer to RCP Drawing	<a href="https://tinyurl.com/EFSG-Ceilings">https://tinyurl.com/EFSG-Ceilings</a>	
Wall	Refer to Finishes Plan & Elevation Drawings Wall strengthening required for application of grab rails, etc	<a href="https://tinyurl.com/EFSG-Walls">https://tinyurl.com/EFSG-Walls</a>	
Doors	Refer to Door Schedule	<a href="https://tinyurl.com/EFSG-Doors">https://tinyurl.com/EFSG-Doors</a>	
Windows	WINDOWS - OTHER: If windows are included, obscure glazing is required to allow privacy when windows open for ventilation / consider reflections in mirrors / VISUAL PRIVACY: Required	<a href="https://tinyurl.com/EFSG-Windows">https://tinyurl.com/EFSG-Windows</a>	
Acoustic	Acoustic privacy is required	<a href="https://tinyurl.com/EFSG-Acoustic">https://tinyurl.com/EFSG-Acoustic</a>	
Ventilation	GENERAL EXHAUST: Required	<a href="https://tinyurl.com/EFSG-Ventilation">https://tinyurl.com/EFSG-Ventilation</a>	
Light	N/A	<a href="https://tinyurl.com/EFSG-Lighting">https://tinyurl.com/EFSG-Lighting</a>	
Illumination	LUX LEVEL: 160 lux / LIGHTING CONTROL: Operation in accordance with EFSG BMS	<a href="https://tinyurl.com/EFSG-Illumination">https://tinyurl.com/EFSG-Illumination</a>	
Cooling	N/A	<a href="https://tinyurl.com/EFSG-Cooling">https://tinyurl.com/EFSG-Cooling</a>	
Heating	N/A	<a href="https://tinyurl.com/EFSG-Heating">https://tinyurl.com/EFSG-Heating</a>	
Gas	NIL	<a href="https://tinyurl.com/EFSG-Gas">https://tinyurl.com/EFSG-Gas</a>	
ICT	(FOR QUANTITIES REFER TO THE ROOM'S POWER & DATA SCHEDULE)	<a href="https://tinyurl.com/EFSG-Electrical">https://tinyurl.com/EFSG-Electrical</a>  <a href="https://tinyurl.com/EFSG-Comms">https://tinyurl.com/EFSG-Comms</a>	
Security	SECURITY LEVEL: Category A - Low Security Level applies	<a href="https://tinyurl.com/EFSG-Security">https://tinyurl.com/EFSG-Security</a>	
Water	TEMPERED WATER: Wash Facilities / COLD WATER: Toilet flush	<a href="https://tinyurl.com/EFSG-Water">https://tinyurl.com/EFSG-Water</a>	
Drainage	SANITARY DRAINAGE FIXTURES: Refer to Room Layout Plan	<a href="https://tinyurl.com/EFSG-Drainage">https://tinyurl.com/EFSG-Drainage</a>	
Fire Protection	FIRE HOSE REEL: Fire Hose Reels as required to comply with NCC	<a href="https://tinyurl.com/EFSG-FireProtection">https://tinyurl.com/EFSG-FireProtection</a>	
Keying	KEYING GENERAL: Keyed Alike Toilets (T) / MASTER KEYING: Master keyed - Administration & Staff (AF)	<a href="https://tinyurl.com/EFSG-Keying">https://tinyurl.com/EFSG-Keying</a>	
Signage	SIGNS GENERAL: Braille and Tactile signage as required by access regulations AMS room identification door signage (variable - number of room sequential within block) Wayfinding signage in accordance with AS 1428 4 'Staff Toilet (adjacent staff lounge)'	<a href="https://tinyurl.com/EFSG-Signage">https://tinyurl.com/EFSG-Signage</a>	

www.schoolinfrastructure.nsw.gov.au

FOR IMPLEMENTATION/USE OF THE SI PATTERN BOOK, NOTE THE FOLLOWING:  
 INTELLECTUAL PROPERTY Refer to: SI Pattern Book - Introduction, Copyright and Disclaimer.  
 AGREEMENT OF USE Refer to: SI Pattern Book - Introduction, Copyright and Disclaimer.  
 SINSW CONTACT Refer to: SI Pattern Book - Introduction, Copyright and Disclaimer.

DRAWING NOTES

REV	BY	DATE	DESCRIPTION
P01	NC	2025.05.30	FOR INFORMATION
P02	SINSW	2025/17/01	ISSUED FOR EFSG 2025r0

PROJECT NAME  
**PATTERN BOOK**

DRAWING TITLE  
**PS202.03 - STA - INTERVIEW / MEETING ROOM - RDS**

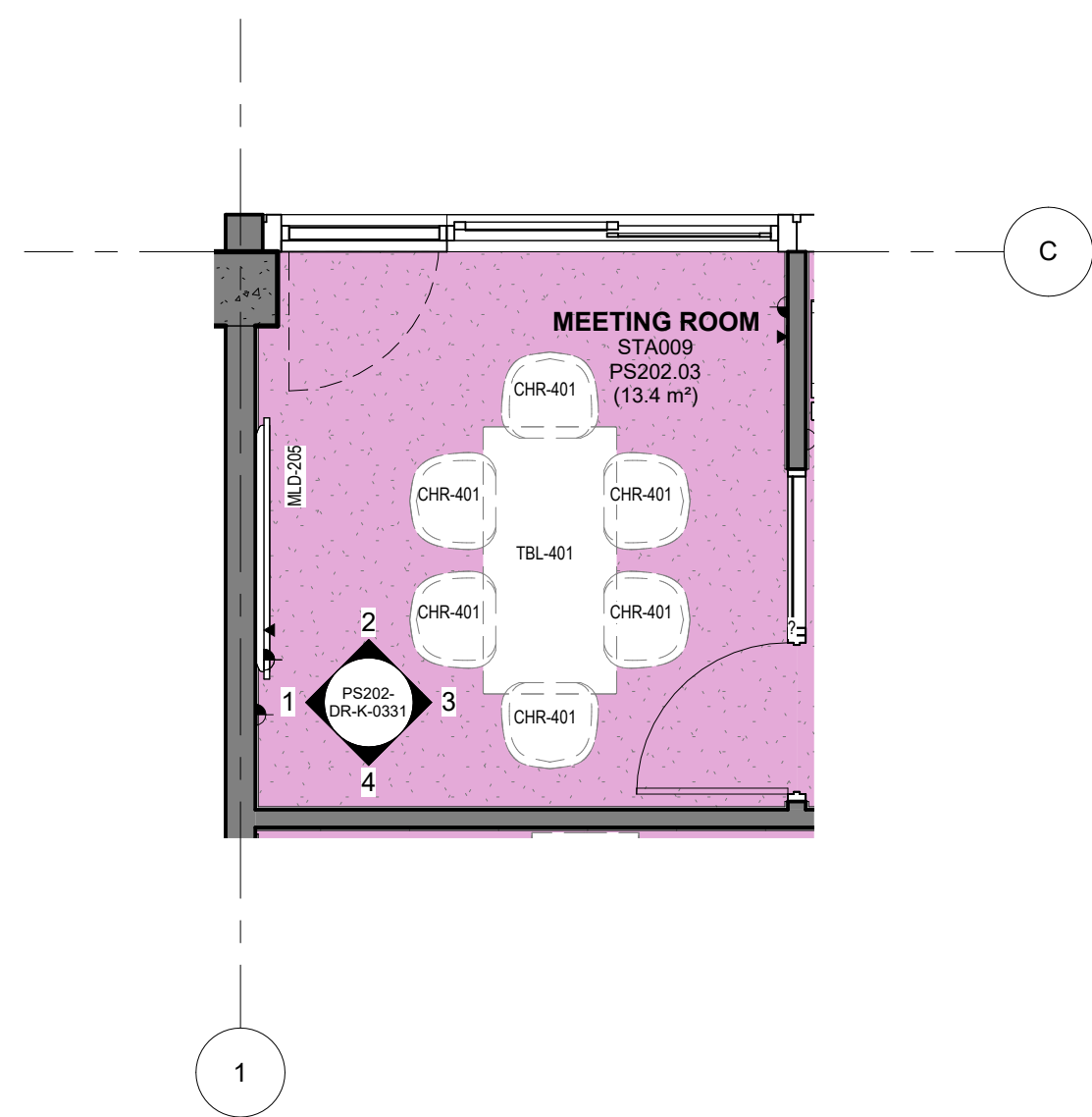
PROJECT NUMBER  
**PXXXXXX**

STATUS  
**FOR INFORMATION**

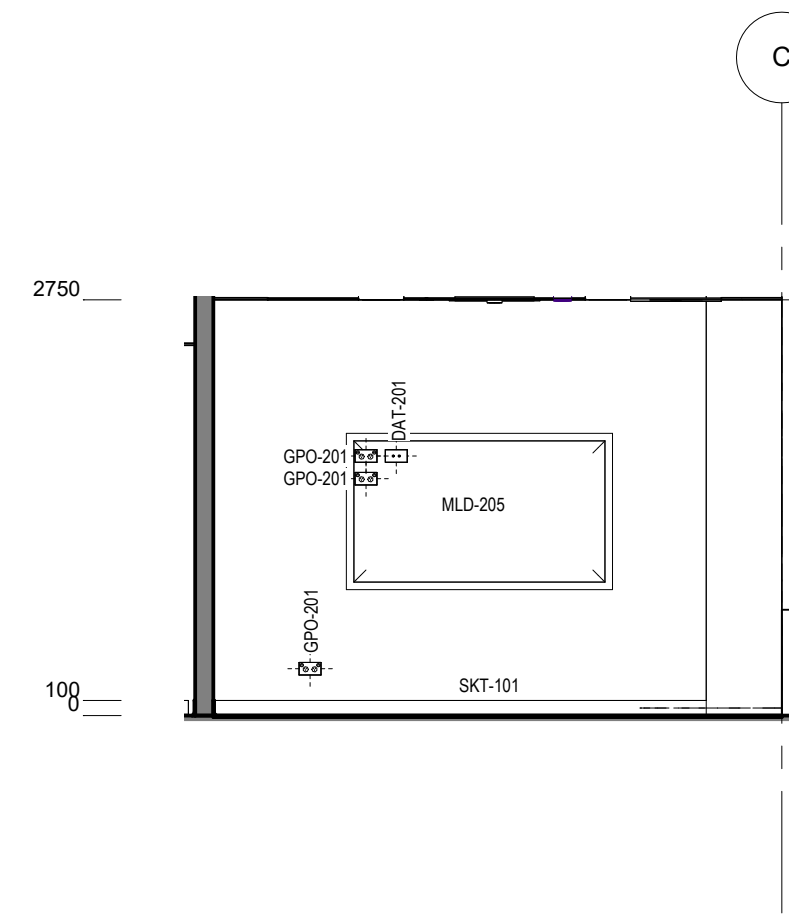
DRW	CHK	APP	DATE 2025/17/01	SCALE 1 : 500 @A3
-----	-----	-----	--------------------	----------------------

DRAWING NO.  
**PAT-SINSW-STA-PS202- DR-K-0311**

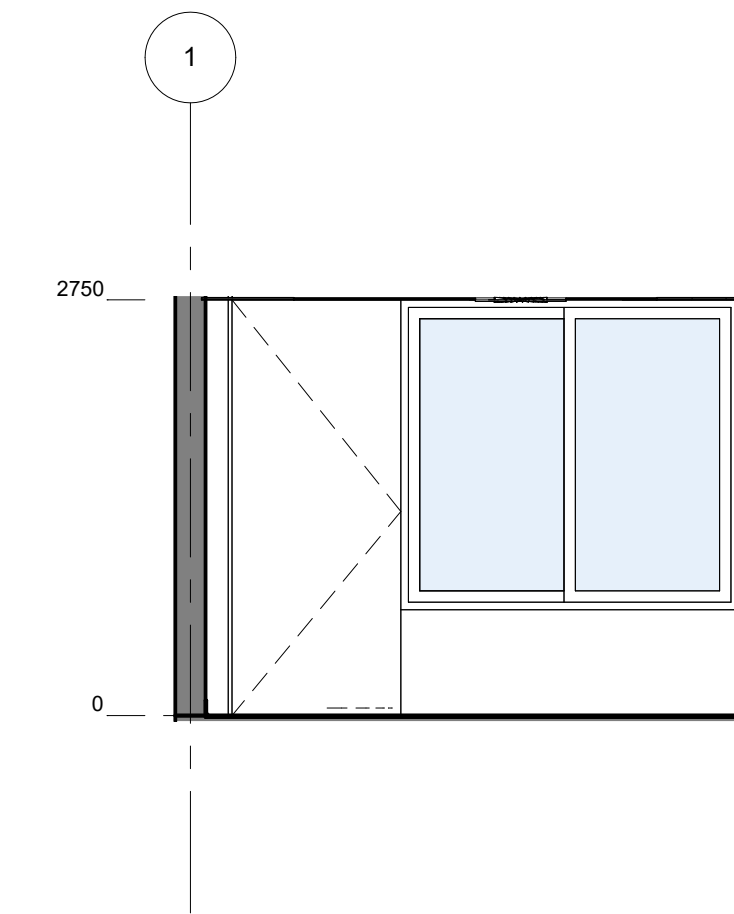
REV  
**P02**



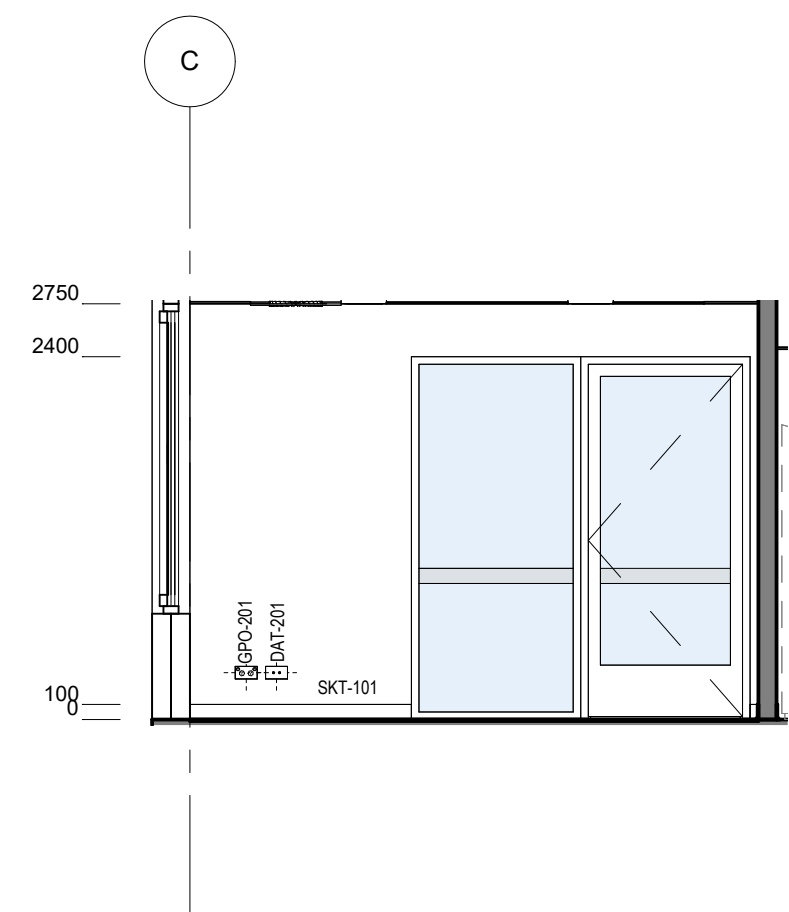
**0 PS202 - STA - MEETING ROOM - FFE PLAN**  
1 : 50



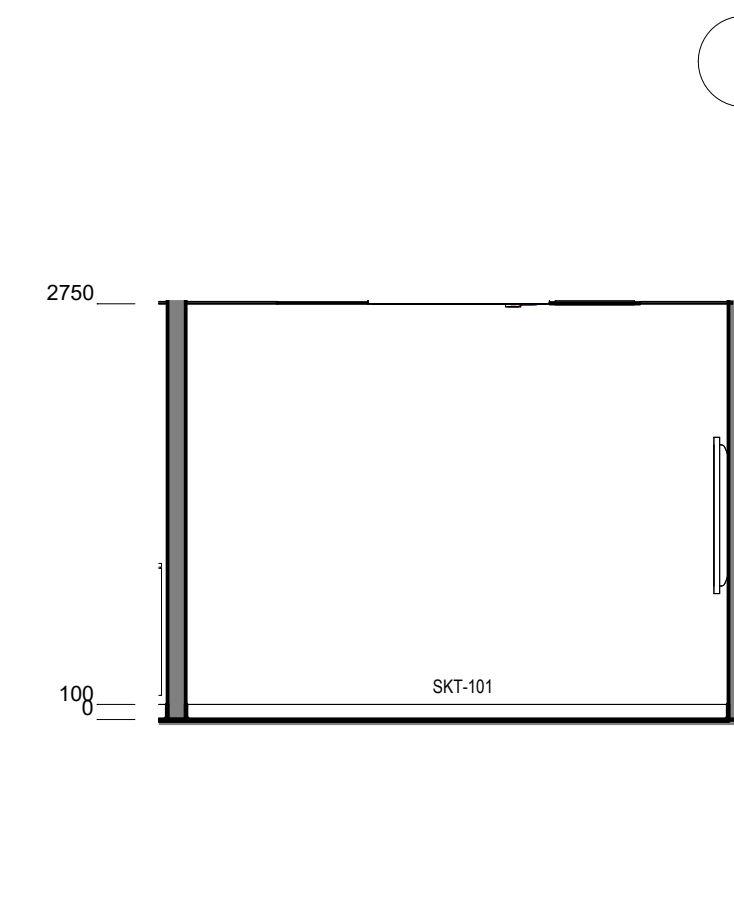
**1 PS - STA- MEETING ROOM - ELEV**  
1 : 50



**2 PS - STA- MEETING ROOM - ELEV**  
1 : 50



**3 PS - STA- MEETING ROOM - ELEV**  
1 : 50



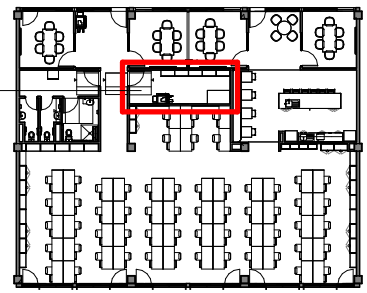
**4 PS - STA- MEETING ROOM - ELEV**  
1 : 50

PS - STA - INTERVIEW / MEETING ROOM - POWER & DATA SCHEDULE		
CODE	DESCRIPTION	QTY
DAT-201	DATA OUTLET - Double - Wall Mounted	2
GPO-201	GPO - Double - Wall Mount	4
MLD-205	MULTI LEARNING DISPLAY - Wall Mounted, Fixed height - Type 5	1

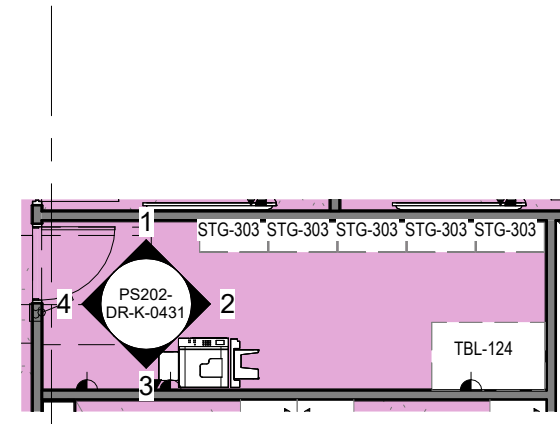
PS - STA - INTERVIEW / MEETING ROOM - FFE SCHEDULE					
CODE	DESCRIPTION	IMAGE	QTY	GROUP	COMMENTS
CHR-401	CHAIR - Visitor		6	2	
MLD-205	MULTI LEARNING DISPLAY - Wall Mounted, Fixed height - Type 5		1	1	
TBL-401	TABLE - Meeting - Rectangular - 1900W x 900W x 720H		1	2	



Room Name	PREP/PRINTING
Hub Name	PS 202 STAFF HUB
Facility ID	PS202.04



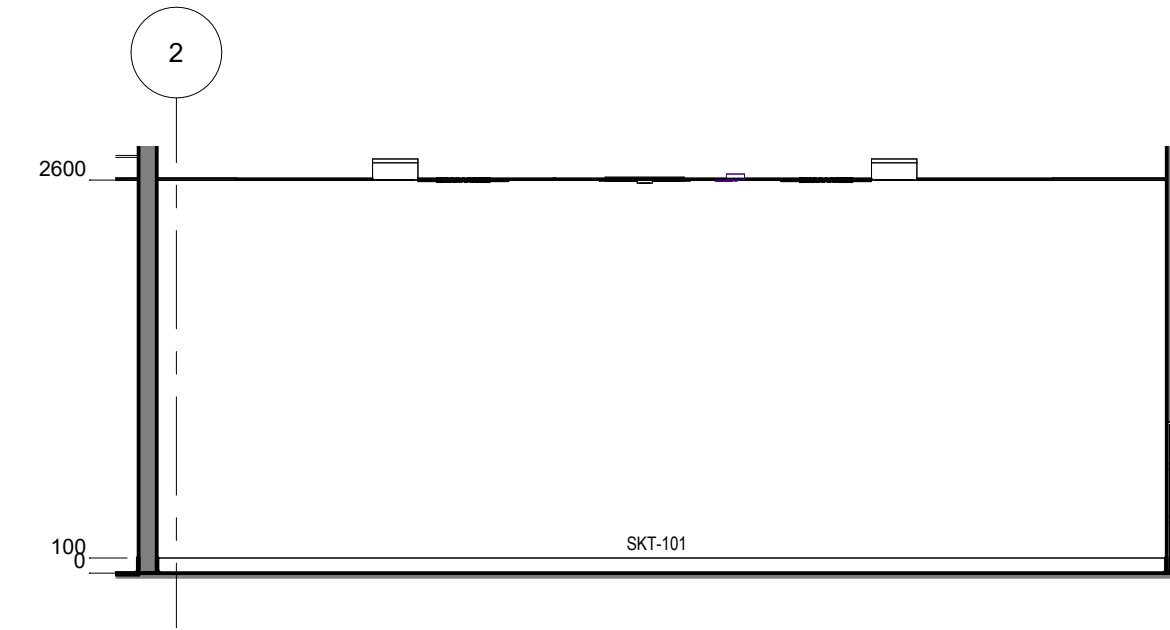
Item	Room Data	EFSG Link	Comments
Area Function			
Provisional Areas			
Number of Occupants			
Functional Relationship Considerations			
Other Relevant Info/ Gaps			
ESD Category			
Floor & Skirting		<a href="https://tinyurl.com/EFSG-Finish">https://tinyurl.com/EFSG-Finish</a>	
Ceiling Type		<a href="https://tinyurl.com/EFSG-Ceilings">https://tinyurl.com/EFSG-Ceilings</a>	
Wall		<a href="https://tinyurl.com/EFSG-Walls">https://tinyurl.com/EFSG-Walls</a>	
Doors		<a href="https://tinyurl.com/EFSG-Doors">https://tinyurl.com/EFSG-Doors</a>	
Windows		<a href="https://tinyurl.com/EFSG-Windows">https://tinyurl.com/EFSG-Windows</a>	
Acoustic		<a href="https://tinyurl.com/EFSG-Acoustic">https://tinyurl.com/EFSG-Acoustic</a>	
Ventilation		<a href="https://tinyurl.com/EFSG-Ventilation">https://tinyurl.com/EFSG-Ventilation</a>	
Light		<a href="https://tinyurl.com/EFSG-Lighting">https://tinyurl.com/EFSG-Lighting</a>	
Illumination		<a href="https://tinyurl.com/EFSG-Illumination">https://tinyurl.com/EFSG-Illumination</a>	
Cooling		<a href="https://tinyurl.com/EFSG-Cooling">https://tinyurl.com/EFSG-Cooling</a>	
Heating		<a href="https://tinyurl.com/EFSG-Heating">https://tinyurl.com/EFSG-Heating</a>	
Gas		<a href="https://tinyurl.com/EFSG-Gas">https://tinyurl.com/EFSG-Gas</a>	
ICT (FOR QUANTITIES REFER TO THE ROOM'S POWER & DATA SCHEDULE)		<a href="https://tinyurl.com/EFSG-Electrical">https://tinyurl.com/EFSG-Electrical</a>  <a href="https://tinyurl.com/EFSG-Comms">https://tinyurl.com/EFSG-Comms</a>	
Security		<a href="https://tinyurl.com/EFSG-Security">https://tinyurl.com/EFSG-Security</a>	
Water		<a href="https://tinyurl.com/EFSG-Water">https://tinyurl.com/EFSG-Water</a>	
Drainage		<a href="https://tinyurl.com/EFSG-Drainage">https://tinyurl.com/EFSG-Drainage</a>	
Fire Protection		<a href="https://tinyurl.com/EFSG-FireProtection">https://tinyurl.com/EFSG-FireProtection</a>	
Keying		<a href="https://tinyurl.com/EFSG-Keying">https://tinyurl.com/EFSG-Keying</a>	
Signage		<a href="https://tinyurl.com/EFSG-Signage">https://tinyurl.com/EFSG-Signage</a>	



PS202 - STA - PREPARATION / PRINTING - FFE Plan

0

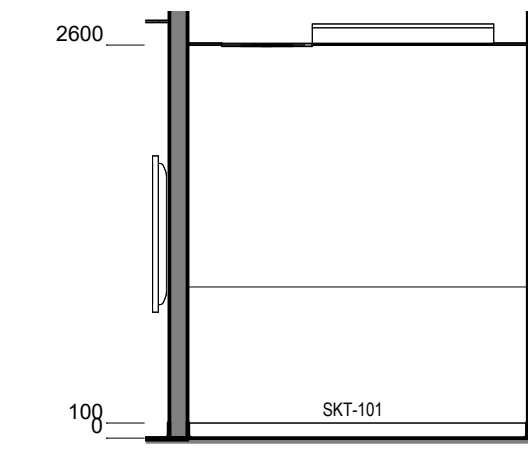
1 : 100



PS202 - STA - PREPARATION / PRINTING - ELEVATION 1

1

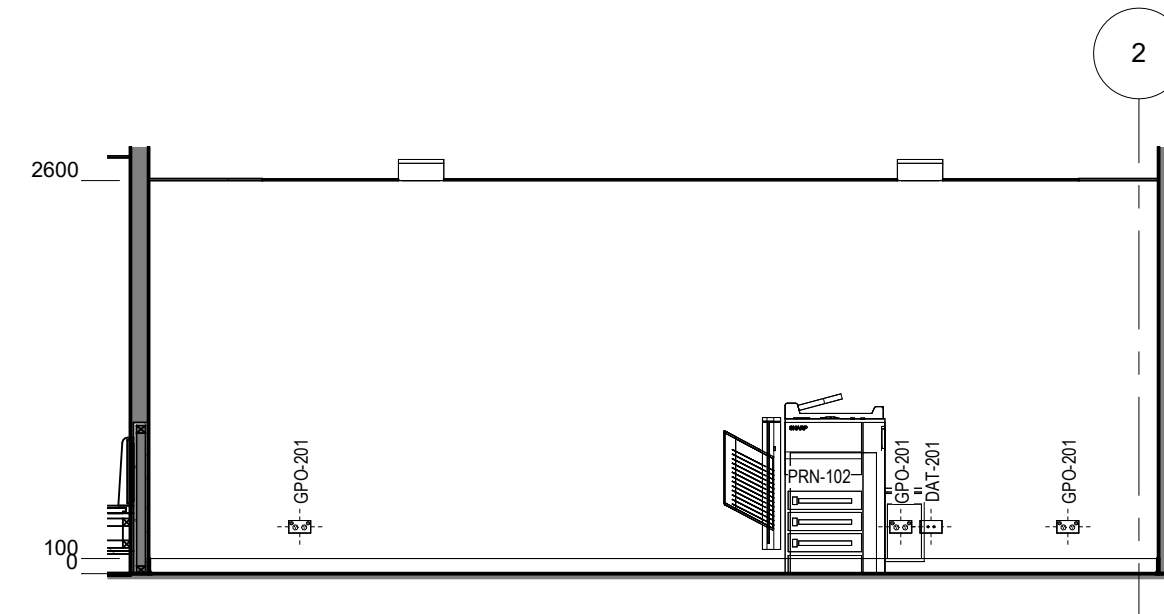
1 : 50



PS202 - STA - PREPARATION / PRINTING - ELEVATION 2

2

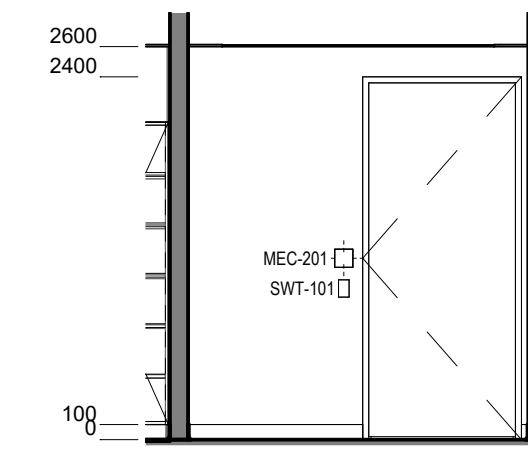
1 : 50



PS202 - STA - PREPARATION / PRINTING - ELEVATION 3

3

1 : 50



PS202 - STA - PREPARATION / PRINTING - ELEVATION 4

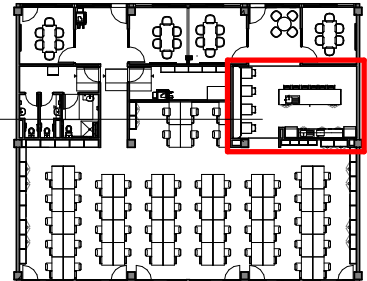
4

1 : 50

PS - STA - PREPARATION / PRINTING - POWER & DATA SCHEDULE		
CODE	DESCRIPTION	QTY
DAT-201	DATA OUTLET - Double - Wall Mounted	1
GPO-201	GPO - Double - Wall Mount	3
MEC-201	CONTROL - Mechanical	1
PRN-102	PRINTER - A3	1
SWT-101	SWITCH - Light	1

PS - STA - PREPARATION / PRINTING - FFE SCHEDULE					
CODE	DESCRIPTION	IMAGE	QTY	GROUP	COMMENTS
PRN-102	PRINTER - A3		1	1	
STG-303	STORAGE - Steel Shelving - 900W x 400D x 2100H		5	2	
TBL-124	TABLE - Bench - Rectangular - 1500W x 900D x 870H		1	2	

Room Name	KITCHENETTE
Hub Name	PS 202 STAFF HUB
Facility ID	PS202.05



Item	Room Data	EFSG Link	Comments
Area Function			
Provisional Areas			
Number of Occupants			
Functional Relationship Considerations			
Other Relevant Info/ Gaps			
ESD Category			
Floor & Skirting			
Ceiling Type			
Wall			
Doors			
Windows			
Acoustic			
Ventilation			
Light			
Illumination			
Cooling			
Heating			
Gas			
ICT (FOR QUANTITIES REFER TO THE ROOM'S POWER & DATA SCHEDULE)			
Security			
Water			
Drainage			
Fire Protection			
Keying			
Signage			

DRAWING NOTES

REV	BY	DATE	DESCRIPTION
P01	NC	2025.05.30	FOR INFORMATION
P02	SINSW	2025/17/01	ISSUED FOR EFSG 2025r0

PROJECT NAME  
**PATTERN BOOK**

DRAWING TITLE  
**PS202.05 - STA - STAFF KITCHENETTE - RDS (3 Bay)**

PROJECT NUMBER  
**PXXXXXX**

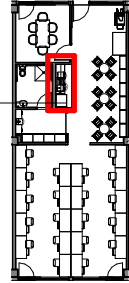
STATUS  
**FOR INFORMATION**

DRW	CHK	APP	DATE	SCALE
			2025/17/01	1 : 500 @A3

DRAWING NO.  
**PAT-SINSW-STA-PS202- DR-K-0511**

REV  
**P02**

Room Name	KITCHENETTE
Hub Name	PS 202 STAFF HUB
Facility ID	PS202.05



Item	Room Data	EFSG Link	Comments
Area Function			
Provisional Areas			
Number of Occupants			
Functional Relationship Considerations			
Other Relevant Info/ Gaps			
ESD Category			
Floor & Skirting			
Ceiling Type			
Wall			
Doors			
Windows			
Acoustic			
Ventilation			
Light			
Illumination			
Cooling			
Heating			
Gas			
ICT (FOR QUANTITIES REFER TO THE ROOM'S POWER & DATA SCHEDULE)			
Security			
Water			
Drainage			
Fire Protection			
Keying			
Signage			



www.schoolinfrastructure.nsw.gov.au

FOR IMPLEMENTATION/USE OF THE SI PATTERN BOOK, NOTE THE FOLLOWING:  
 INTELLECTUAL PROPERTY  
 Refer to: SI Pattern Book - Introduction, Copyright and Disclaimer.  
 AGREEMENT OF USE  
 Refer to: SI Pattern Book - Introduction, Copyright and Disclaimer.  
 SINSW CONTACT  
 Refer to: SI Pattern Book - Introduction, Copyright and Disclaimer.

DRAWING NOTES

REV	BY	DATE	DESCRIPTION
P01	NC	2025.05.30	FOR INFORMATION
P02	SINSW	2025/17/01	ISSUED FOR EFSG 2025r0

PROJECT NAME  
**PATTERN BOOK**

---

DRAWING TITLE  
**PS202.05 - STA - STAFF KITCHENETTE - RDS (1 Bay Type A)**

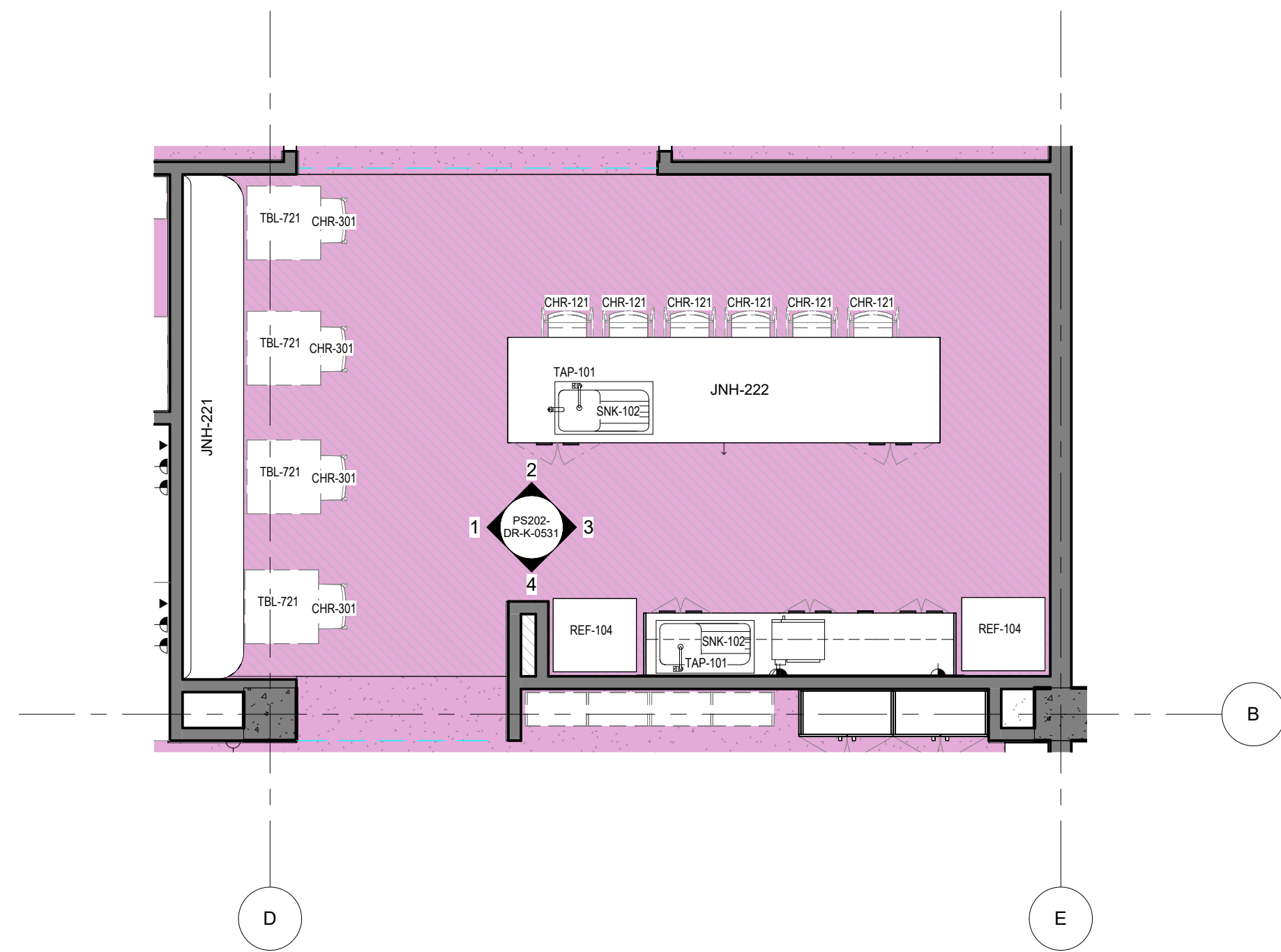
PROJECT NUMBER  
**PXXXXXX**

STATUS  
**FOR INFORMATION**

DRW	CHK	APP	DATE	SCALE
			2025/17/01	1 : 500 @A3

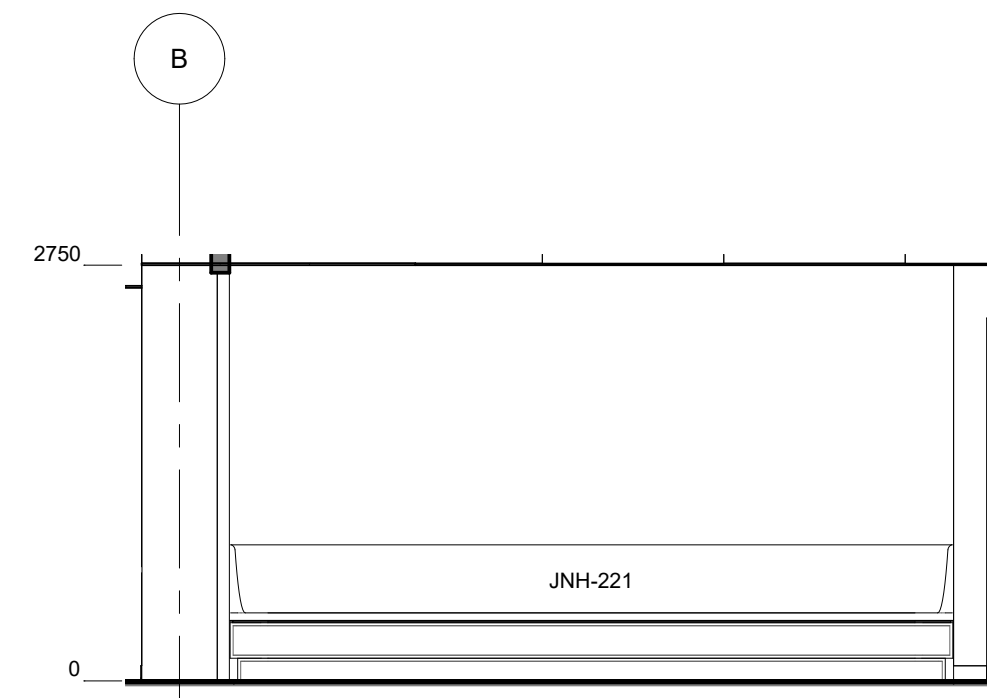
DRAWING NO.  
**PAT-SINSW-STA-PS202- DR-K-0512**

REV  
**P02**

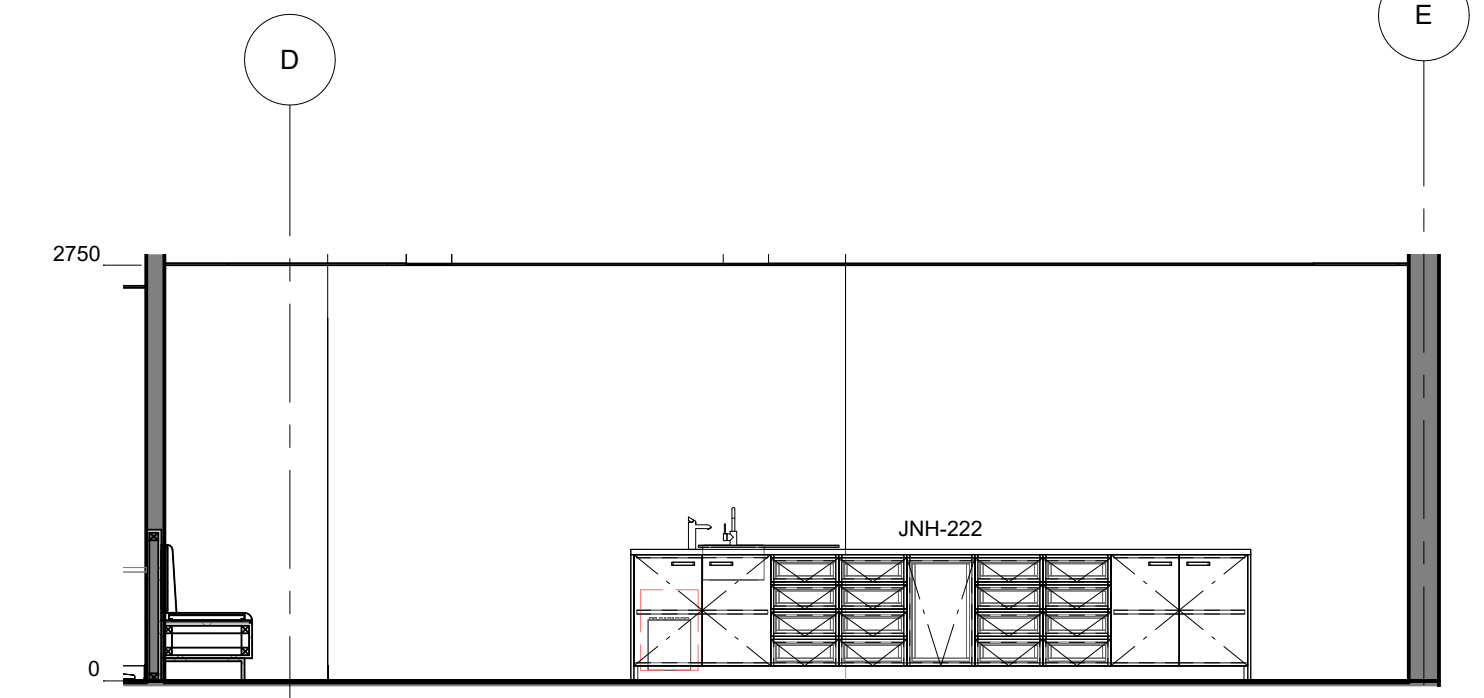


**0** PS202 - STA - STAFF KITCHENETTE - FFE PLAN (3 Bay)  
1 : 50

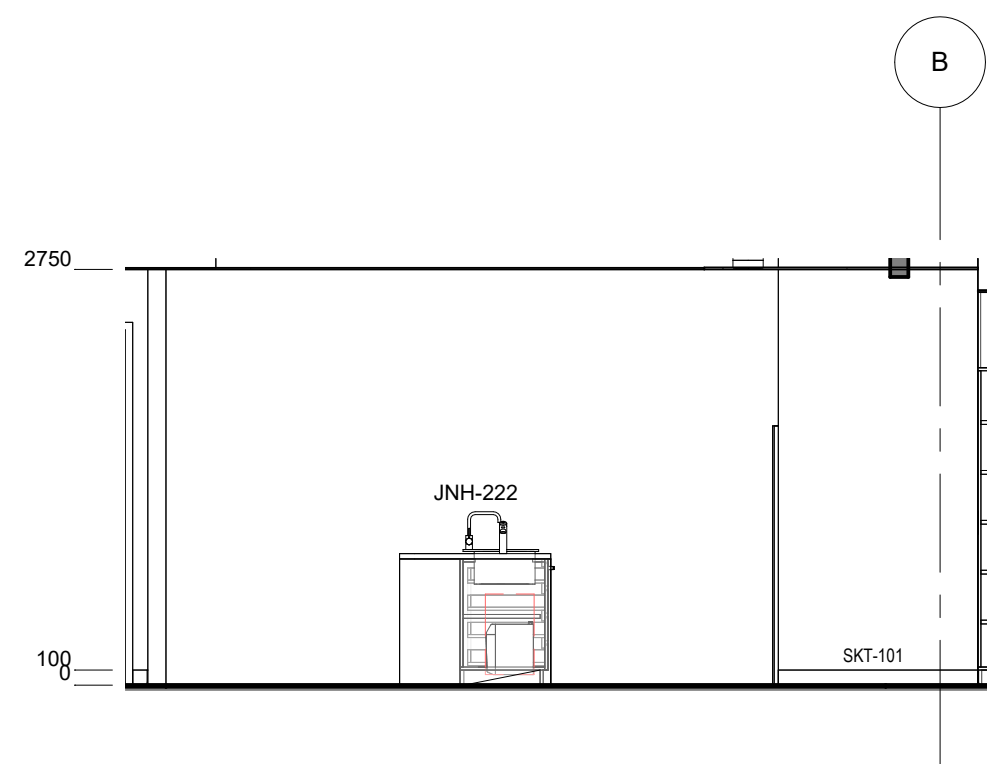
PS - STA - KITCHENETTE (3 Bay) - POWER & DATA SCHEDULE		
CODE	DESCRIPTION	QTY
DWS-101	DISHWASHER - Underbench	1
GPO-201	GPO - Double - Wall Mount	3
MW-101	MICROWAVE - Small	1
REF-104	REFRIGERATOR	2



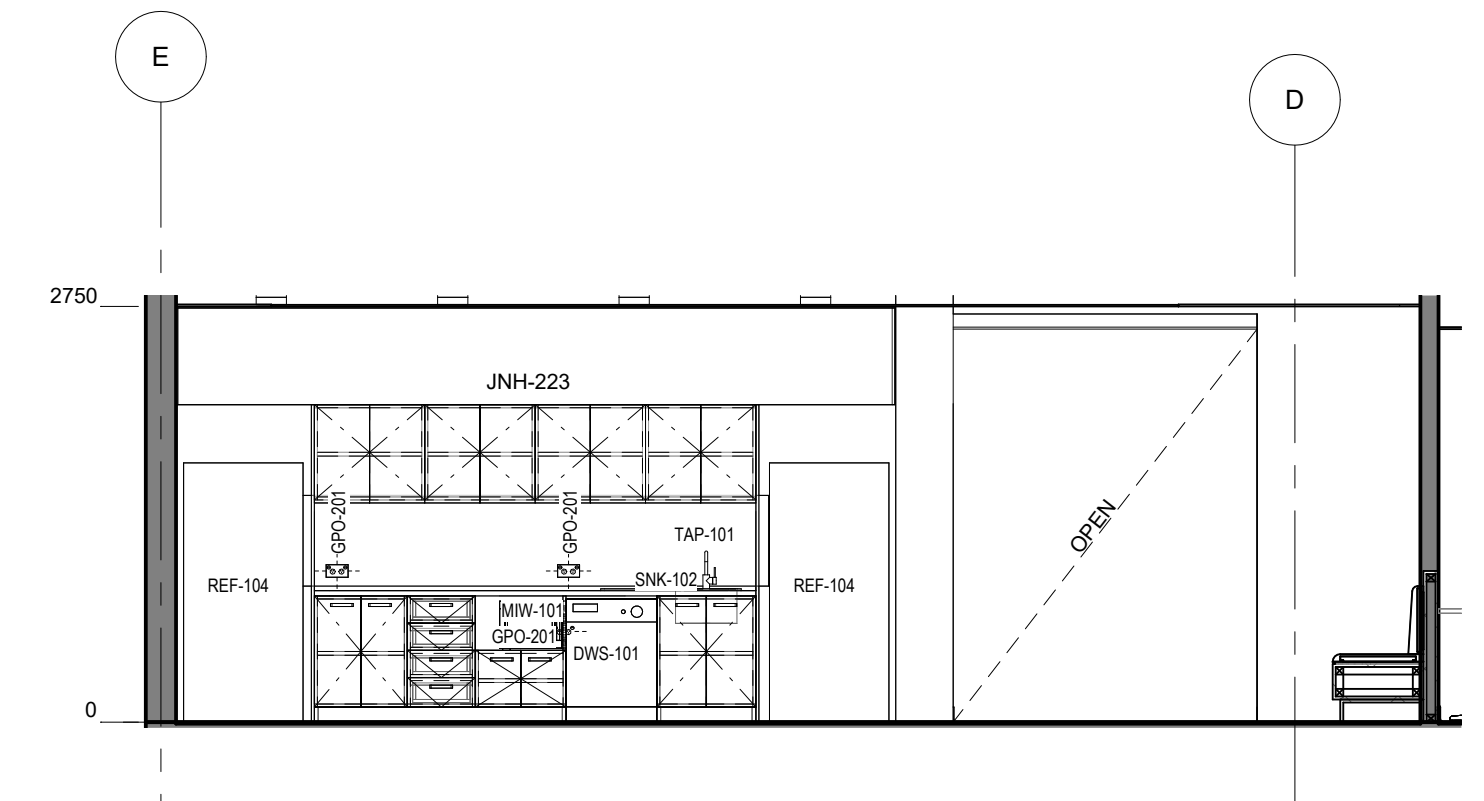
**1** PS202 - STA - STAFF KITCHENETTE (3 Bay) - ELEVATION  
1 : 50



**2** PS202 - STA - STAFF KITCHENETTE (3 Bay) - ELEVATION  
1 : 50



**3** PS202 - STA - STAFF KITCHENETTE (3 Bay) - ELEVATION  
1 : 50



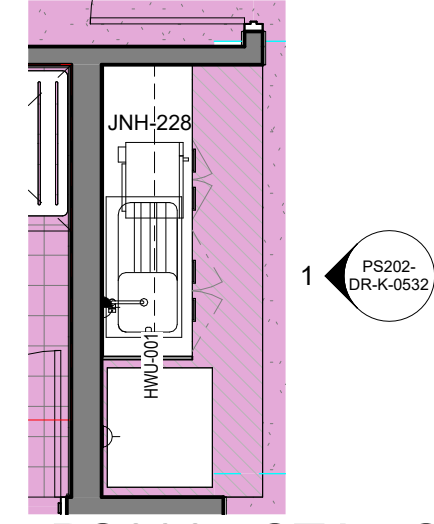
**4** PS202 - STA - STAFF KITCHENETTE (3 Bay) - ELEVATION  
1 : 50

PS - STA - KITCHENETTE (3 Bay) - FFE SCHEDULE					
CODE	DESCRIPTION	IMAGE	QTY	GROUP	COMMENTS
CHR-121	CHAIR - Stool - High		6	2	
CHR-301	CHAIR - Dining		4	2	
DWS-101	DISHWASHER - Underbench		1	1	
HWU-001	HOT WATER DISPENSER		1	1	

PS - STA - KITCHENETTE (3 Bay) - FFE SCHEDULE					
CODE	DESCRIPTION	IMAGE	QTY	GROUP	COMMENTS
MW-101	MICROWAVE - Small		1	1	
REF-104	REFRIGERATOR		2	1	
SNK-102	SINK - Kitchen Single		2	1	

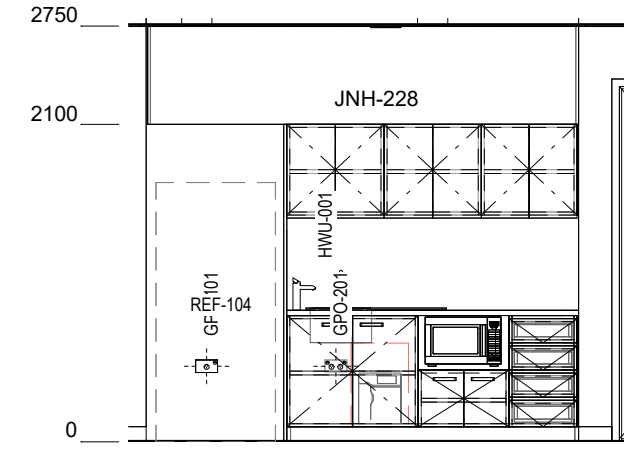
PS - STA - KITCHENETTE (3 Bay) - FFE SCHEDULE					
CODE	DESCRIPTION	IMAGE	QTY	GROUP	COMMENTS
TAP-101	TAP - Mixer Extended Lever		2	1	
TBL-721	TABLE - Dining - Square - 700D x 700D x 720H		4	2	





PS202 - STA - STAFF KITCHENETTE - FFE

0 PLAN  
1 : 50



PS202 - STA - KITCHENETTE INTERNAL - ELEVATION

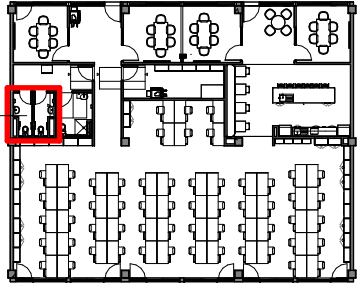
1  
1 : 50

PS - STA - KITCHENETTE (1 Bay) - POWER & DATA SCHEDULE		
CODE	DESCRIPTION	QTY
GPO-101	GPO - Single Wall Mounted	1
GPO-201	GPO - Double - Wall Mount	1
MIW-101	MICROWAVE - Small	1
REF-104	REFRIGERATOR	1

PS - STA - KITCHENETTE (1 Bay) - FFE SCHEDULE					
CODE	DESCRIPTION	IMAGE	QTY	GROUP	COMMENTS
HWU-001	HOT WATER DISPENSER		1	1	
MIW-101	MICROWAVE - Small		1	1	
REF-104	REFRIGERATOR		1	1	
SNK-102	SINK - Kitchen Single		1	1	
TAP-101	TAP - Mixer Extended Lever		1	1	



Room Name	STAFF WC
Hub Name	PS 202 STAFF HUB
Facility ID	PS202.06



Item	Room Data	EFSG Link	Comments
Area Function			
Provisional Areas			
Number of Occupants			
Functional Relationship Considerations			
Other Relevant Info/ Gaps			
ESD Category			
Floor & Skirting			
Ceiling Type			
Wall			
Doors			
Windows			
Acoustic			
Ventilation			
Light			
Illumination			
Cooling			
Heating			
Gas			
ICT (FOR QUANTITIES REFER TO THE ROOM'S POWER & DATA SCHEDULE)			
Security			
Water			
Drainage			
Fire Protection			
Keying			
Signage			

DRAWING NOTES

REV	BY	DATE	DESCRIPTION
P01	NC	2025.05.30	FOR INFORMATION
P02	SINSW	2025/17/01	ISSUED FOR EFSG 2025r0

PROJECT NAME  
**PATTERN BOOK**

DRAWING TITLE  
**PS202.08 - STA - STAFF TOILETS - RDS (3 Bay)**

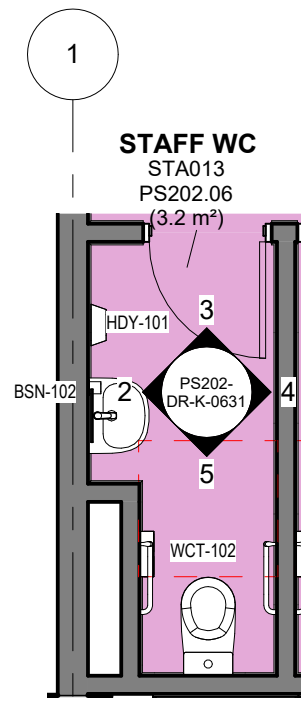
PROJECT NUMBER  
**PXXXXXX**

STATUS  
**FOR INFORMATION**

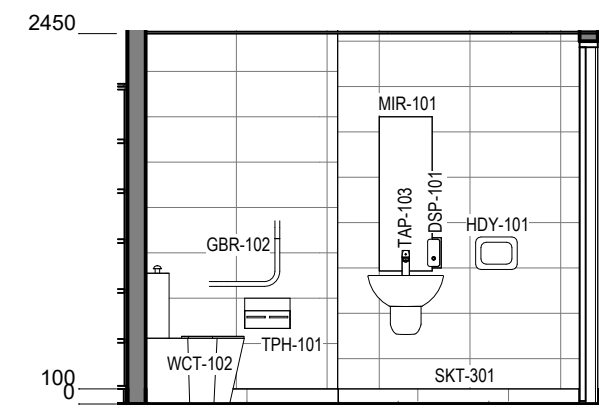
DRW	CHK	APP	DATE	SCALE
			2025/17/01	1 : 500 @A3

DRAWING NO.  
**PAT-SINSW-STA-PS202- DR-K-0611**

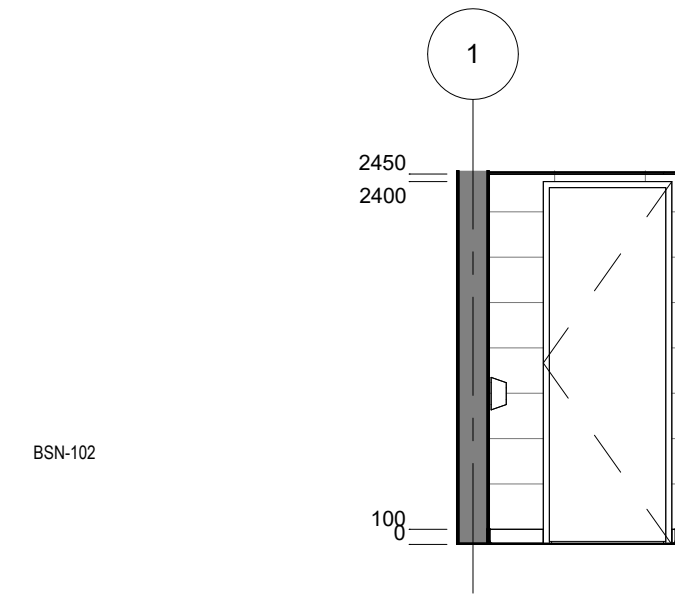
REV  
**P02**



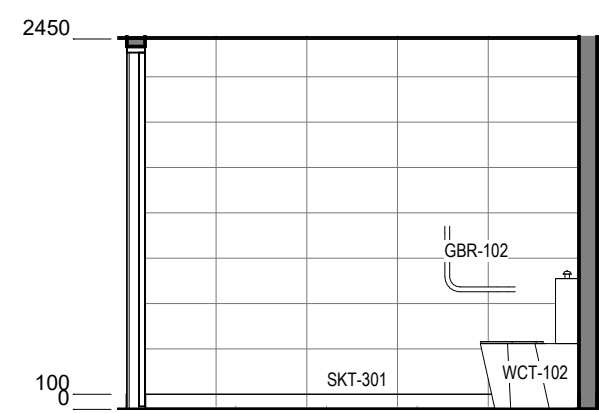
**1** PS202 - STA - STAFF WC - PLAN  
1 : 50



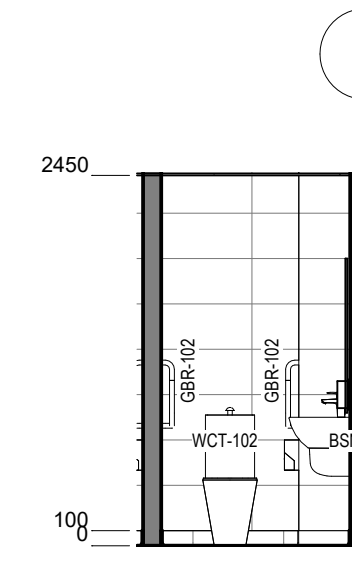
**2** PS202 - STA - STAFF WC - ELEVATION 1  
1 : 50



**3** PS202 - STA - STAFF WC - ELEVATION 2  
1 : 50



**4** PS202 - STA - STAFF WC - ELEVATION 3  
1 : 50



**5** PS202 - STA - STAFF WC - ELEVATION 4  
1 : 50

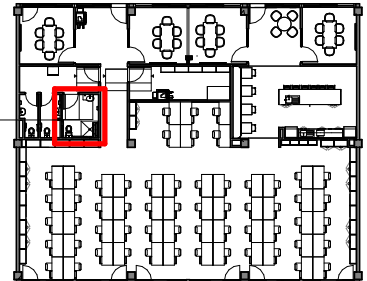
PS - STA - STAFF WC - POWER & DATA SCHEDULE		
CODE	DESCRIPTION	QTY

PS - STA - STAFF WC - FFE SCHEDULE					
CODE	DESCRIPTION	IMAGE	QTY	GROUP	COMMENTS
BSN-102	BASIN - Wall Mounted		1	1	
BSN-150	BASIN - Wall Mounted - Shroud		1	1	
DSP-101	DISPENSER - Soap		1	1	
GBR-102	GRAB RAIL - Ambulant		2	1	

PS - STA - STAFF WC - FFE SCHEDULE					
CODE	DESCRIPTION	IMAGE	QTY	GROUP	COMMENTS
HDY-101	HAND DRYER - Wall Mounted		1	1	
MIR-101	MIRROR - Accessible - Student		1	1	
TAP-103	TAP - Bathroom - Mixer		1	1	
TPH-101	DISPENSER - Toilet Paper - Double - Student		1	1	
WCT-102	TOILET SUITE - Ambulant		1	1	



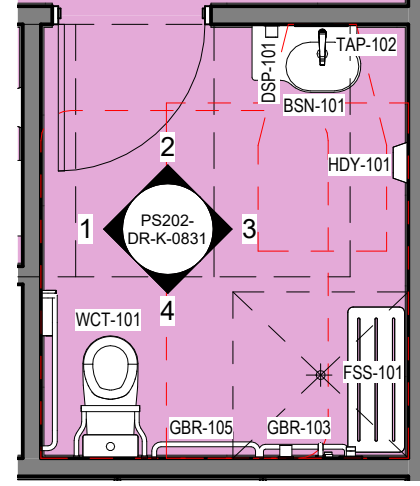
Room Name	STAFF EOT
Hub Name	PS 202 STAFF HUB
Facility ID	PS202.08



Item	Room Data	EFSG Link	Comments
Area Function			
Provisional Areas			
Number of Occupants			
Functional Relationship Considerations			
Other Relevant Info/ Gaps			
ESD Category			
Floor & Skirting			
Ceiling Type			
Wall			
Doors			
Windows			
Acoustic			
Ventilation			
Light			
Illumination			
Cooling			
Heating			
Gas			
ICT (FOR QUANTITIES REFER TO THE ROOM'S POWER & DATA SCHEDULE)			
Security			
Water			
Drainage			
Fire Protection			
Keying			
Signage			

DRAWING NOTES

REV	BY	DATE	DESCRIPTION
P01	NC	2025.05.30	FOR INFORMATION
P02	SINSW	2025/17/01	ISSUED FOR EFSG 2025r0



**0** PS202 - STA - STAFF EOT - FFE PLAN  
1 : 50

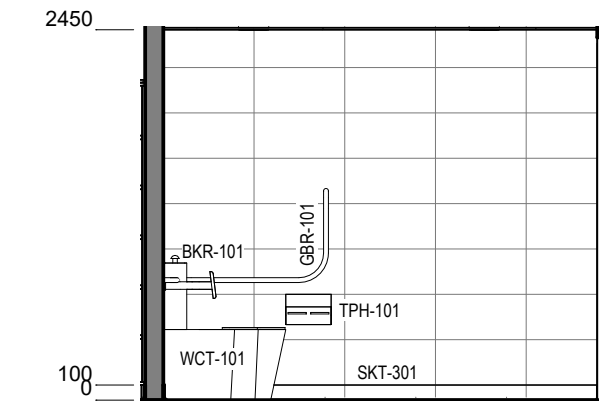
PS - STA - ACC WC - POWER & DATA SCHEDULE

CODE	DESCRIPTION	QTY
------	-------------	-----

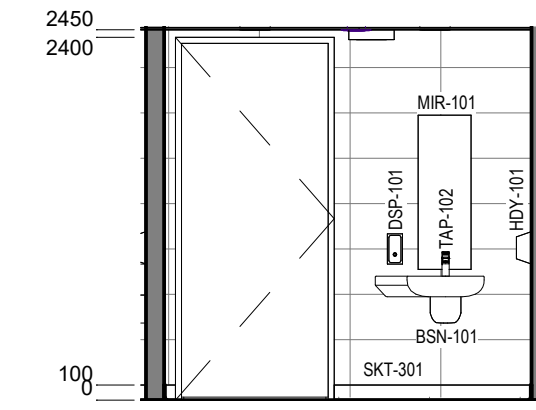
CODE	DESCRIPTION	IMAGE	QTY	GROUP	COMMENTS
BKR-101	BACKREST - Accessible		1	1	
BSN-101	BASIN - Accessible with shelf		1	1	
BSN-150	BASIN - Wall Mounted - Shroud		2	1	
DSP-101	DISPENSER - Soap		2	1	
FSS-101	SHOWER SEAT - Accessible		1	1	
GBR-101	GRAB RAIL - Accessible		1	1	

CODE	DESCRIPTION	IMAGE	QTY	GROUP	COMMENTS
GBR-103	GRAB RAIL - Horizontal - Capless - Shower		1	1	
GBR-105	GRAB RAIL - Horizontal Capless		1	1	
HDY-101	HAND DRYER - Wall Mounted		1	1	
MIR-101	MIRROR - Accessible - Student		1	1	
SHD-101	TAP - Bathroom - Accessible		1	1	

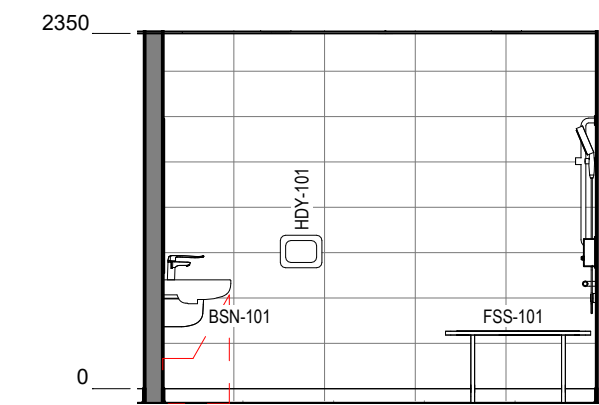
CODE	DESCRIPTION	IMAGE	QTY	GROUP	COMMENTS
TAP-104	TAP - Shower - Mixer		1	1	
TPH-101	DISPENSER - Toilet Paper - Double - Student		1	1	
WCT-101	TOILET SUITE - Accessible		1	1	



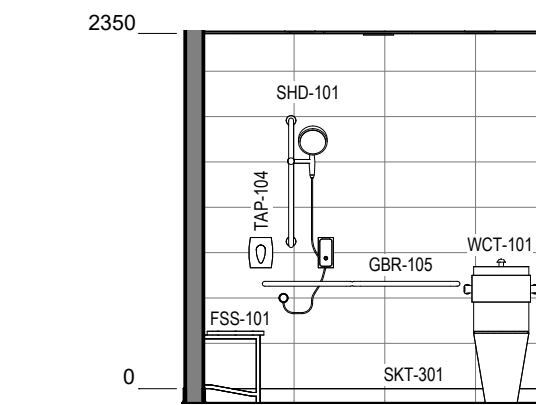
**1** PS202 - STA - STAFF EOT - ELEVATION  
1 : 50



**2** PS202 - STA - STAFF EOT - ELEVATION  
1 : 50



**3** PS202 - STA - STAFF EOT - ELEVATION  
1 : 50

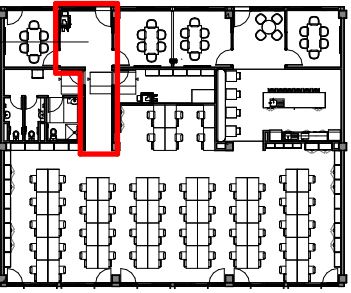


**4** PS202 - STA - STAFF EOT - ELEVATION  
1 : 50



Room Name	CIRCULATION
Hub Name	PS 202 STAFF HUB
Facility ID	PS202.09

Item	Room Data	EFSG Link	Comments
Area Function			
Provisional Areas			
Number of Occupants			
Functional Relationship Considerations			
Other Relevant Info/ Gaps			
ESD Category			
Floor & Skirting			
Ceiling Type			
Wall			
Doors			
Windows			
Acoustic			
Ventilation			
Light			
Illumination			
Cooling			
Heating			
Gas			
ICT (FOR QUANTITIES REFER TO THE ROOM'S POWER & DATA SCHEDULE)			
Security			
Water			
Drainage			
Fire Protection			
Keying			
Signage			



DRAWING NOTES

REV	BY	DATE	DESCRIPTION
P01	NC	2025.05.30	FOR INFORMATION
P02	SINSW	2025/17/01	ISSUED FOR EFSG 2025r0

PROJECT NAME  
**PATTERN BOOK**

DRAWING TITLE  
**PS202.09 - STA - CIRCULATION (1 Bay) - RDS**

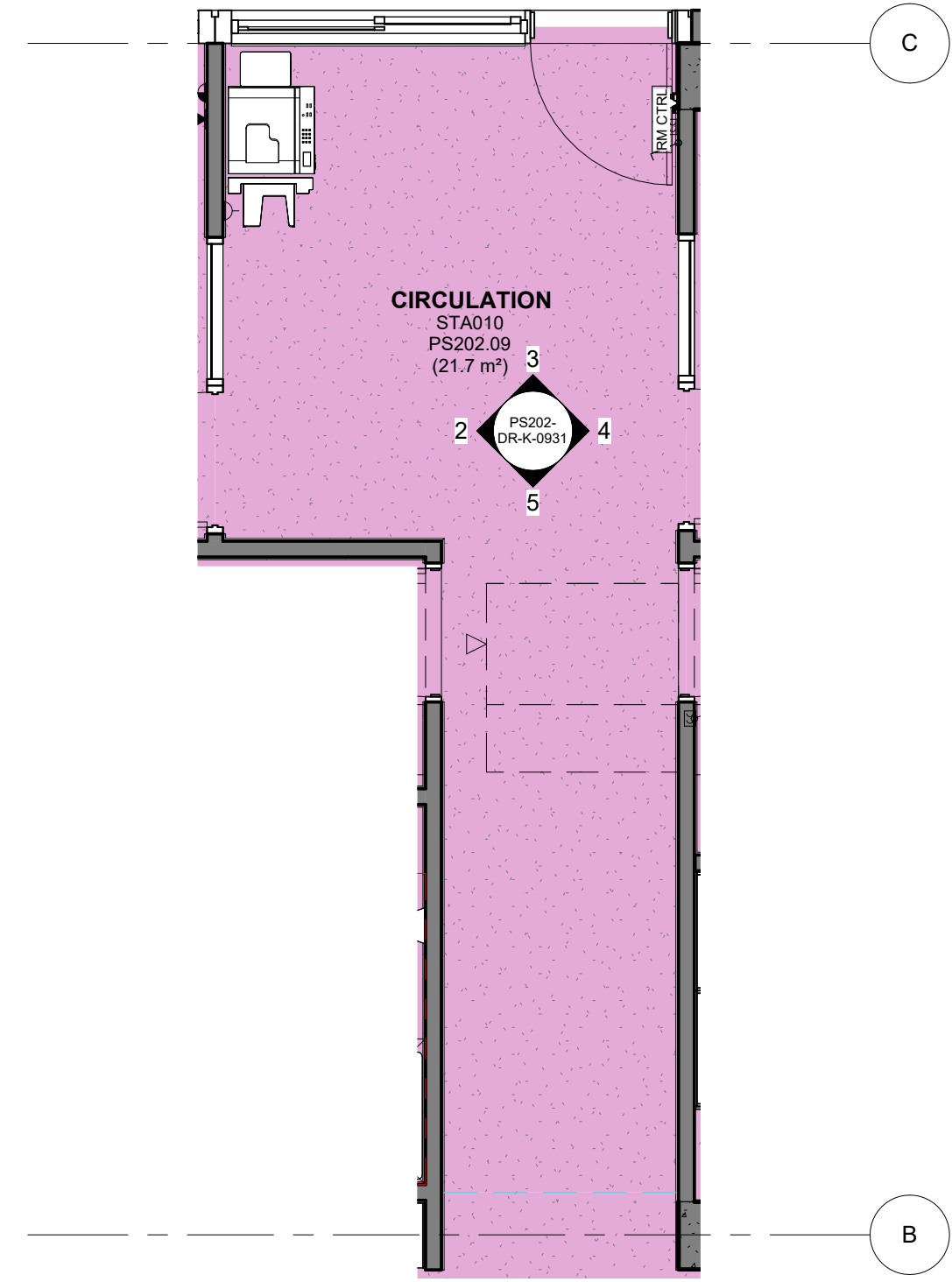
PROJECT NUMBER  
**PXXXXXX**

STATUS  
**FOR INFORMATION**

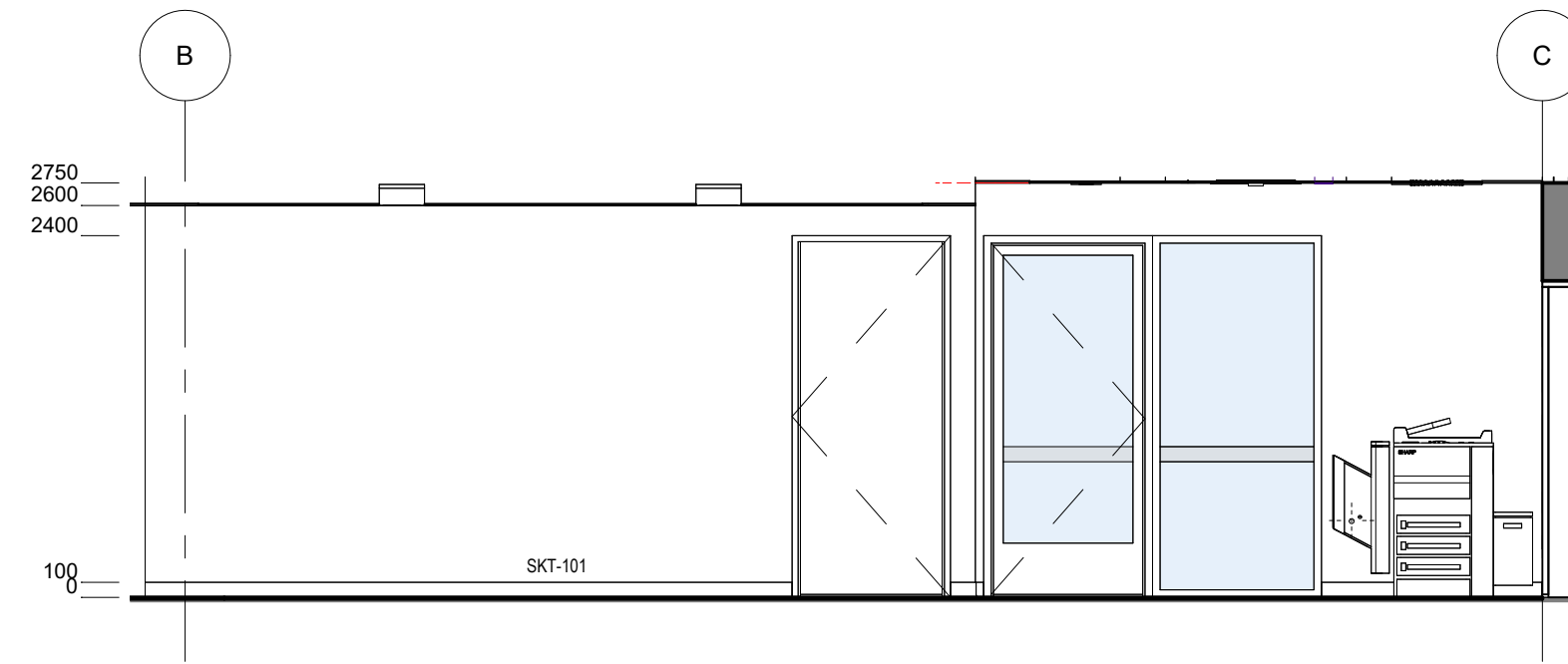
DRW	CHK	APP	DATE	SCALE
			2025/17/01	1 : 500 @A3

DRAWING NO.  
**PAT-SINSW-STA-PS202- DR-K-0911**

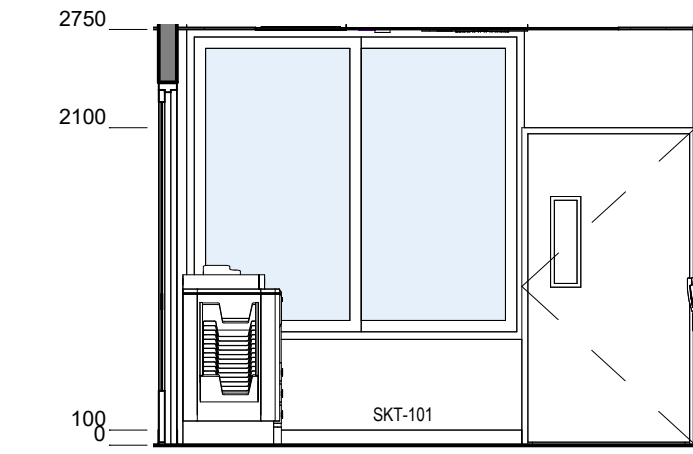
REV  
**P02**



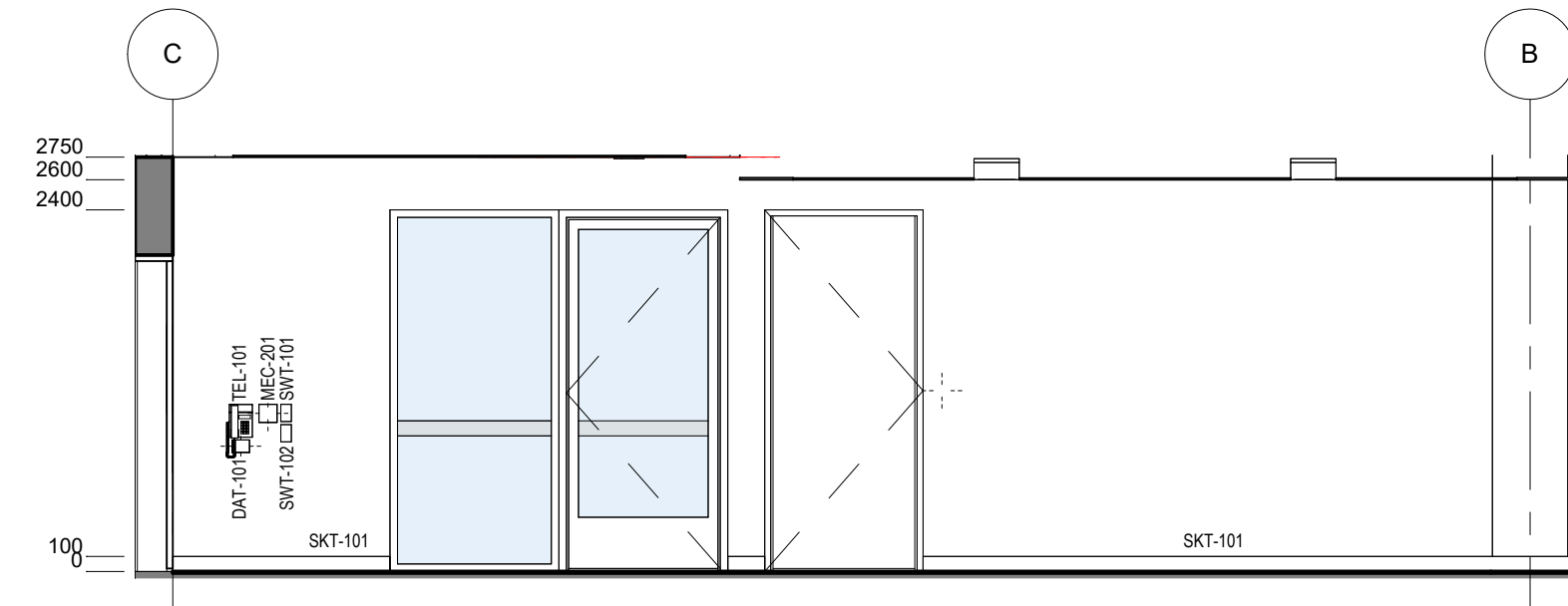
**1** PS202 - STA - CIRCULATION - FFE PLAN  
1 : 50



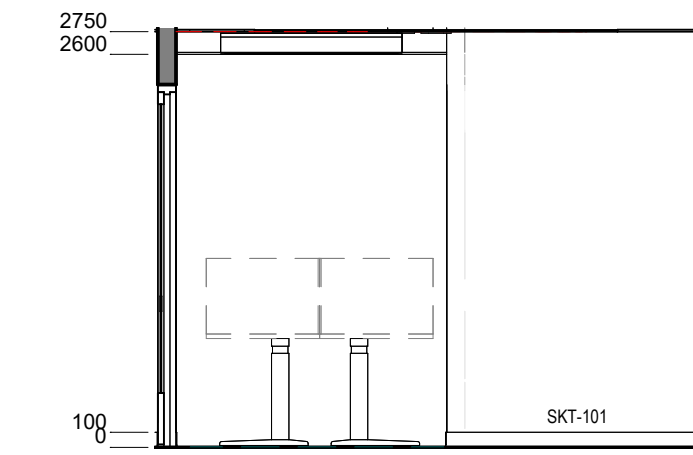
**2** PS202 - STA - CIRCULATION - ELEVATION 1  
1 : 50



**3** PS202 - STA - CIRCULATION - ELEVATION 2  
1 : 50

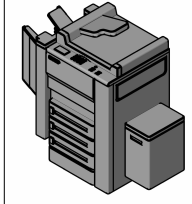


**4** PS202 - STA - CIRCULATION - ELEVATION 3  
1 : 50



**5** PS202 - STA - CIRCULATION - ELEVATION 4  
1 : 50

PS - STA - CIRCULATION - POWER & DATA SCHEDULE		
CODE	DESCRIPTION	QTY
DAT-101	DATA OUTLET - Single - Wall Mounted	1
GPO-101	GPO - Single Wall Mounted	1
MEC-201	CONTROL - Mechanical	1
PRN-102	PRINTER - A3	1
TEL-101	TELEPHONE - Wall Mounted	1

PS - STA - CIRCULATION - FFE SCHEDULE					
CODE	DESCRIPTION	IMAGE	QTY	GROUP	COMMENTS
PRN-102	PRINTER - A3		1	1	