

Educational Facilities Standards and Guidelines
Schedule of Accommodation - Version 1.1

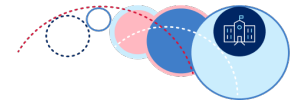
This Schedule of Accommodation outlines the physical requirements for a school's core facilities to meet the educational needs of its students and staff.

It includes information about minimum sqm areas (FECA), number of rooms and any other specific requirements under the description. The figures take into account the number of students and staff expected to use the facilities and the curriculum needs of the school.

This is an important tool to be used for planning the appropriate size in the design of new school facilities, evaluating the adequacy of existing school facilities for upgrade projects and to aid in determining budgeting and cost estimation by providing a detailed breakdown of required spaces and types with associated costs.

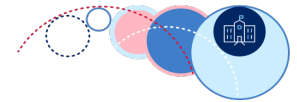
Primary Schools - Large

Unit ID	Superseded EFSG ID	Facility Name	SQM			Description
PS 100 GENERAL LEARNING SPACES						
PS101	PS400	GENERAL LEARNING SPACES HUB				
			Total	Number	GLS	
PS101.01	PS401.01	General Learning Space (GLS)	2970	up to 44 x GLS required <i>NOTE: the total number of GLS provided is to be determined based on enrolment projections</i>	44	Minimum GLS area is 60sqm clear (UFA). (refer Example Layouts) Area includes storage as cabinetry, internal walls, services and internal circulation. <i>NOTE: GLSs dedicated to use by the Support Learning Unit are not included in the school capacity count.</i>
PS101.02	PS401.11 PS401.41	Storage		1 storage area per GLS required at 6sqm minimum each		Included within the GLS as cabinetry.
PS101.03		Learning Commons (LC)	1485	11 each LC shared by 4 GLS (L size example layout indicates internal LC only)		Learning Commons to be directly accessible by 4 General Learning Spaces. May be provided as indoor Learning Commons or Outdoor Learning Commons (refer <i>Example Layouts</i>) and include a range of zones such as personal effects/bag storage, practical activities areas, break out spaces and the like.
	PS401.31 PS401.32 PS401.33					
PS101.04		Practical Activities Area (PAA)		2 PAA areas per LC/OLC required		Included within the LC/OLC as cabinetry. Locate in consultation with SLEC and DaIS.
PS101.05	PS401.21 PS401.22	Multi Purpose Space (MPS)		11 one MPS area per LC		Included within the LC/OLC as a room. Distribute in consultation with SLEC and DaIS.
TOTAL sqm GLS			4455			



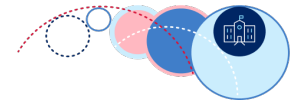
Primary Schools - Large

Unit ID	Superseded EFSG ID	Facility Name	SQM		Description
			Total	Number	
PS102	PS430/PS440	GENERAL LEARNING SPACES (SUPPORT HUB)			
					GLS
PS102.01	PS430.01 10 PS430.02 IS/P PS440.01 BD/CD/ED PS401.01	General Learning Space (GLS)	202.5	minimum 3 x GLS required	3* *not included in the overall school capacity count Minimum GLS area is 52sqm clear (UFA). (refer Example Layouts) May be designed to include a range of zones including retreat areas, personal effects/bag storage areas and lockable storage areas. Classification of Support Class to be determined with School Operations and Performance, furniture provision to be based on number of students expected to be enrolled based on classification, with a minimum of six and maximum of 18 students per support class. Link: https://schoolsequella.det.nsw.edu.au/file/3180627a-c80c-44e4-8378-8e2c4222395/1/Specialist-support-classes.pdf
PS102.02	PS430.11 PS430.41 PS430.42	Storage		1 lockable storage area per GLS required at 6sqm minimum each + 1 PES/Equipment storage area per GLS required at 8m2 each	Included within the GLS as cabinetry
PS102.03		Learning Commons (LC)	135	1 LC shared by 3 GLS	Learning Commons to be directly accessible by 3 General Learning Spaces in Support Hub (refer Example Layouts). May be designed to include a range of zones such as shared learning space, practical activities areas, life skills kitchen and therapy/sensory spaces.
PS102.04	PS430.31 PS440.31	Practical Activities Area (PAA)		2 PAA area per LC/OLC required	Included within the LC/OLC as cabinetry. Locate in consultation with SLEC and DaIS.
PS102.05	PS430.21 PS430.22	Multi Purpose Space (MPS)		1 one MPS area per LC/OLC	Included within the LC/OLC as either a space or a room. Develop in consultation with DST, SLEC and DaIS.
PS102.06	PS601.15	Support Hub Meeting Room	20	1	This is the residual space after all the services/amenities are designed to achieve code compliance. Can be SLU Meeting Room & area deducted from staff unit.
PS102.07	PS602.11	Staff WC	5.5	1	
PS102.08		Access Toilet	13	2 toilets required at 6.5sqm each	
PS102.09	PS603.06 PS603.07	Adult Change Facility + Shower	14	1	To be compliant with NCC Clause F2.9.
PS102.10	PS603.08	Ambulant Toilets	7	2 toilets required at 3.5sqm each	
PS102.11	PS603.09	Laundry	8	1	Access can be provided from within Adult Change Facility and area reduced accordingly.
PS102.12	PS504.01 PS504.07	Outdoor Learning Commons (OLC)	135	1 Shared OLC	Outdoor Learning Commons to be directly accessible by General Learning Spaces in Support Hub (refer Example Layouts). Support Unit OLC to reflect mainstream provision and to be used as a learning area. Environmental restraints (such as fixed fencing across the front of the space are not permitted, unless they align with the Restrictive Practices Policy and Framework, due diligence has been undertaken in alignment with the framework and approval from School Operations and Performance has been obtained.
TOTAL sqm SUPPORT GLS			540		
GLS TOTAL			Total	up to 44	*does not include support classes



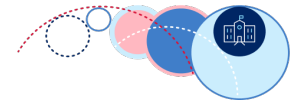
Primary Schools - Large

Unit ID	Superseded EFSG ID	Facility Name	SQM		Description
PS 200 CORE FACILITIES					
PS201	PS601	ADMINISTRATION HUB			
			Total	Number	GLS
PS201.01	PS601.03 PS601.05 PS601.06	Entry Vestibule	16		
PS201.02	PS601.11 PS601.12	Principal / Meeting Room	23.5		
PS201.03	PS601.13 PS601.14	Deputy Principal's Office	64	2 x single 13sqm min. offices & 1 x double 26sqm min. office	
PS201.04	PS601.15 PS601.16	Interview Room / Office	52	2 x 13sqm rooms min. & 1 x 17sqm room min.	
PS201.05	PS601.22 PS601.24 PS601.26	Clerical/Printing	91.5		
PS201.06	PS601.41	Security Store Room	31		
PS201.07	PS601.51 PS601.52	Sick Bay	11		
PS201.08	PS602.12	Accessible Toilet/Shower	6		Adjacent Sick Bay
PS201.09	PS601.71	Store / Community Clinic			Not standard inclusion. Could be archive store, community clinic, other. Confirm with DoE.
PS201.10		Circulation	42.5		
TOTAL sqm ADMIN			337.5		
PS202	PS602	STAFF HUB			
			Total	Number	GLS
PS202.01	PS602.03 PS602.05 PS602.07 PS602.21 PS602.23 PS602.25	Staff Lounge	147.5	1	-
PS202.02	<i>Incl. in Staff Lounge</i>	Kitchen Area	22	1	L size Kitchen includes 2x fridges, 2x sinks, 2x microwaves, 2x boiling/chiller taps, 2x dishwashers. Split area into x2 zones to address peak demand issues.
PS202.03	PS602.11 PS602.12	Staff Toilets	33	2F + 2M + 1 Acc	Includes internal circulation area.
PS202.04		External Circulation			Not a standard inclusion. Found in S size only. Footprint could be utilised for other purposes. Confirm with DoE.
TOTAL sqm STAFF			202.5		



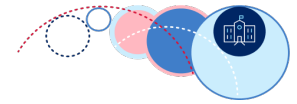
Primary Schools - Large

Unit ID	Superseded EFSG ID	Facility Name	SQM		Description
			Total	Number	
PS203	PS503/PS604/ PS605/PS613	HALL, CANTEEN & OSHC			
PS203.01	PS503.01 PS503.03 PS503.05	Communal Hall	310		
PS203.02		Stage	50		
PS203.03	PS503.11 PS503.13 PS503.15	Chair Store Room	15		
PS203.04	PS503.21 PS503.23	PE Store Room	18		
PS203.05	PS503.31 PS503.33	Sports Store Room	17		
PS203.06	PS503.41 PS503.43	Performance Store Room	11		
PS203.07	PS503.51	Sound Cupboard	2		
PS203.08	PS603.01a PS603.01b PS603.01c	Toilets	30	4M + 4F	Under current EFSG, toilets to PS halls are additional to those noted in PS303. Hall toilets to be assessed on a case by case scenario and adjusted accordingly pending type of use confirmation (eg. for shared and/or joint use).
PS203.09	PS602.12	Accessible Toilet/Shower	8	1	
PS203.10	PS613.01	OSHC office	13		
PS203.11	PS613.02 PS613.03	OSHC store	32		
PS203.12	PS613.04 PS613.05	OSHC Kitchennette	24		
PS203.13	PS604.11 PS604.13 PS604.15	Canteen Office/Store Room	15		
PS203.14	PS604.01 PS604.03 PS604.04	Canteen	50		
PS203.15	PS604.21 PS604.23 PS604.25	Servery Covered Area		Included in PS501.01 COLA (36sqm min.)	
PS203.16	PS602.12	Staff Accessible Toilet	8	1	Added Staff Accessible toilet to accommodate staff in OSCH and Canteen. Important functional relationship. Not in EFSG. Also required to bring the staff toilet numbers up to speed with the BCA requirements.
PS203.17	PS605.01	Garden Store Room	13		
PS203.18	PS605.11 PS605.12	Bulk Store Room	16		
PS203.19	PS605.21	Cleaning Supplies Store Room	7		
PS203.20		Internal Circulation	49.5		
TOTAL sqm HALL, CANTEEN + OSHC (min.)			688.5		



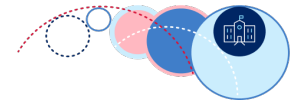
Primary Schools - Large

Unit ID	Superseded EFSG ID	Facility Name	SQM		Description
			Total	Number	
PS204	PS501/PS502	LIBRARY HUB			
					GLS
PS204.01	PS501.02 PS501.04 PS501.05	Library Main Area	290	1	
PS204.02	PS501.12 PS501.14	Shared Office / Workroom	28	1	
PS204.03	PS501.32 PS501.34 PS501.36	KLA Resource Store Room	41	1	
PS204.04	PS602.11b	Staff Toilet	10	1	
PS204.05	PS502.01	Special Programs Room	135	4 rooms required at minimum 32 sqm each	
PS204.06	PS502.03	Special Programs Storage		1 storage area per SP room required at 6sqm minimum each	Included within the GLS as cabinetry.
PS204.07		Store	21		
PS204.08		Student Toilets	15		
PS204.09		Circulation			Not standard inclusion. Footprint could be utilised for other purposes. Confirm with DoE.
TOTAL sqm LIBRARY			540		



Primary Schools - Large

Unit ID	Superseded EFSG ID	Facility Name	SQM		Description
PS 400 STUDENT AMENITIES + STORAGE + SERVICES					
PS401	PS603	STUDENT AMENITIES	Total	Number	GLS
PS401.01	PS603.01a	Toilets - Girls - WCs	116	29	Airline Style toilets. External circulation excluded.
PS401.02	PS603.01b	Toilets - Boys - WCs	100	25	Airline Style toilets. External circulation excluded.
PS401.03	PS603.01c	Toilets - Boys - Urinals	-	-	Urinals are replaced by cubicals at 1 cubical per 600mm of urinal
PS401.04	PS603.03	Drinking Facilities		29	
PS401.05	PS603.04	Hand Washing Outlets		30 (add +24 for airline style option)	
PS401.06	PS602.12	Access Toilet	48	6	To code requirements. Final numbers depend on number of toilet blocks and number of levels. To be coordinated with DAT.
TOTAL sqm STUDENT AMENITIES			264		
PS402		OTHER STORAGE / SERVICES	Total	Number	GLS
PS402.01	PS605.31	Cleaning Distributed Store Room	3		To go with Student Amenities Hub
PS402.02	PS501.21	Main Communications Room	15.5		5000 x 3100 min. clear
PS402.03	PS501.22	Building Communications Room	50.4	6 min.	Site Specific. Minimum one per floor per building. Final numbers TBC with ICT and DaIS teams. No wet areas directly above the BCR.
PS402.04	PS603.09	Laundry	8	1	-
PS402.05	PS505.01	Kiln	6	1	
PS402.06	PS611.01	Main Switchboard Cupboard	10		Size to Statutory Requirements
PS402.07	PS611.02	Distribution Board Cupboard			Size to Statutory Requirements. Area allowance incl. in Other Services
PS402.08	PS610.17	Other services + Circulation Area Estimate	73.1		Make as efficient as possible.
TOTAL sqm OTHER STORAGE / SERVICES			166		
PS403		OTHER MOVEMENT / SERVICES	Total	Number	GLS
PS403.01	(PS610.17)	Mechanical Services Pad		excluded	
PS403.02		Movement External (within 9x7.5 grid)	0		Site specific. This area represents Movement External (OLC) areas in addition to PS101.06.
PS403.03		Movement External (external corridor)	1668		Site specific. Includes entry, after hrs entry and alternate entry.
PS403.04	DG08 - Circulation	External Circulation (PS401 - within 9x7.5 grid)	180		Site Specific - this external circulation area estimate is directly related to HS401 Student Amenities and within 9x7.5m grid. Totals extracted from MP Layouts V1.1
PS403.05		Staircase	654	x4 up to 3 storeys	
PS403.06	(PS610.17)	Lifts		2 Lifts	Refer SG1011 - Lift Design and Install: https://efsg.det.nsw.edu.au/content/sg1011-lift-design-and-install
TOTAL sqm OTHER MOVEMENT / SERVICES			2502		
TOTAL AREA (FECA + UCA)			10060	(Includes PS501.01)	



Primary Schools - Large

Unit ID	Superseded EFSG ID	Facility Name	SQM		Description
PS 500 OUTDOOR AREAS					
PS501 OUTDOOR AREAS					
			Total	Number	GLS
PS501.01	PS504.03 PS504.05 PS504.06	Covered Outdoor Space (also known as COLA)	364.5	1	The Covered Outdoor Space is a large multipurpose open sided structure that provides shade and shelter, as well as overflow capacity (via an operable door) to the Gymnasium. The space may also provide shelter to the Canteen servery windows.
PS501.02	DG91.05	Tiered Outdoor Learning Space		1	One Tiered Outdoor Learning Space to be considered as part of the landscape design.
PS501.03	PS607.03 PS607.05	Assembly Court	630		
PS501.04	PS607.11	Assembly Court - Flagpole		3	
PS501.05	PS505.01	Games Court	576	1	The Games Court is an outdoor, hard-surfaced, multipurpose games area Each Games Court includes line marking for netball, basketball, tennis and volleyball courts.
PS501.06	PS610.02	Open Play Space		10m2 per student	Refer to Design Guide DG10 https://efsg.det.nsw.edu.au/design/design/dg10area
PS501.07	PS609.11 (PS610.17)	Bulk Waste Pad	Variable		Site Specific. Bulk Waste Pad size to be determined by Waste Management Consultant.
PS501.08	PS609.41 (PS610.17)	Bicycle Parking/Enclosure	Variable		Site Specific. Bicycle Parking requirements to be determined by Transport planner, taking into account locality and available public transport options.
PS501.09	PS609.21 (PS610.17)	Car Parking	Variable		Site Specific. Car parking spaces to be determined by Transport planner, taking into account locality and available public transport options.
PS501.10	(PS610.17)	Kiss and Drop Zone	Variable		Site Specific. Kiss and Drop area to be determined by Transport planner.
PS501.11	PS609.31 (PS610.17)	Bus Zone/s	Variable		Site Specific. Bus Zone area/s to be determined by Transport planner.