

# Safe Travel and Transport



Advice for working with  
children, families, schools  
and communities

## Introduction

---

**While transportation may present additional risks to children and challenges for services it also provides opportunities to:**

- enrich children's learning
- strengthen children's relationships with educators and each other
- nurture connections with the community
- promote road safety practices with families
- build positive working relationships with other stakeholders, such as schools or third party activity providers.

**This document has been prepared to assist approved providers, nominated supervisors and educators to:**

- maximise the benefits of transportation to children, families, the service and community
- work efficiently and effectively with other stakeholders involved in the transport process
- use transportation to support a whole-of-service road safety focus.

## Working with children

---

**Just as children's everyday journeys with their families provide time for rich interactions and learning so too do their transport experiences with peers and educators.**

**Opportunities for enhancing literacy and numeracy understandings are abundant while travelling with children. Examples include;**

- simple I-Spy games with colours, shapes or letters
- finding and recording number plates, vehicle badging, vehicle types and colours
- reading and interpreting road signs, street names and shop signage
- children finding their names on the transport attendance record or writing their own names as an additional part of the recording process.

Children can be actively involved in many routine processes that are part of regular transportation. School age children in particular have agency in assisting with headcounts and developing creative ways for recording and monitoring attendance. Strategies used by some Out of School Hours Care (OSHC) services include children moving their own photo from a board in the vehicle to a board at the service to confirm their arrival or wearing fabric sashes that they collect and tally when arriving at the service. Obviously, regulatory responsibility for these attendance checks and measures rests with the approved provider, nominated supervisor and educators but children's active involvement in the process also helps them understand the importance of these safeguards.

Educators can encourage children's engagement in discussions about safety rules and behaviours while travelling. Children can create resources such as posters, books and videos to communicate these to peers and to promote road safety practices with families.

## Songs, chants and rhymes

Routine transportation of children as part of service provision can be enhanced by using service specific songs, chants or rhymes. These can capture the unique context of each service, reinforce safe travel practices and add a sense of comfort and predictability to the transport process. Including children’s names, drop off and pick up locations, names of streets or local landmarks helps personalise the experience.

### Why not use this *Kids and Traffic* classic to get started!



### Five Happy Travellers A *Kids and Traffic* passenger safety counting chant

Five happy children travelling in the bus  
**1, 2, 3, 4, 5** look at us!  
 Buckled up safely in our seats  
 Travelling up and down all the roads and streets.  
 Is that **Mum** out the window I spy?  
 Time to go home now  
 Bye bye!

Four happy children travelling in the bus  
**1, 2, 3, 4** look at us!  
 Buckled up safely in our seats  
 Travelling up and down all the roads and streets.  
 Is that **Aunty** out the window I spy?  
 Time to go home now  
 Bye bye!

Three happy children travelling in the bus  
**1, 2, 3** look at us!  
 Buckled up safely in our seats  
 Travelling up and down all the roads and streets.  
 Is that **Dad** out the window I spy?  
 Time to go home now  
 Bye bye!


Two happy children travelling in the bus  
**1, 2** look at us!  
 Buckled up safely in our seats  
 Travelling up and down all the roads and streets.  
 Is that **Grandma** out the window I spy?  
 Time to go home now  
 Bye bye!

One happy child travelling in the bus  
 Me and the bus driver look at us!  
 Buckled up safely in our seats  
 Here we go now turning into my street.  
 Is that **Uncle** out the window I spy?  
 Time to go home now  
 Bye bye!

No more children travelling in the bus  
 We’re all safely home without any fuss.  
 It’s time for dinner and a bath and a rest,  
 see you tomorrow on the bus, it’s the best!



Take a look at how the [Five Happy Travellers](#) chant could be used at your service.



**Documenting journeys and storytelling**

Children can be involved in projects documenting their journeys to and from the service using words, photographs and drawings. These can be made into hard copy or e-books to read together and to share with families. This type of project not only promotes transport safety and community connections but also nurtures children’s creativity as they communicate their own experiences of the transport process.




*Here’s an example for ideas and inspiration!*

Use Google Maps, Street View and Google Earth to plan or track routine journeys or excursions. Children can also draw their own maps or make a 3D map using construction materials and personalised props. These 3D maps can be used to create video stories and animations of journeys – a great creative endeavour for children plus an opportunity to share their travel and transport experiences with educators and families.



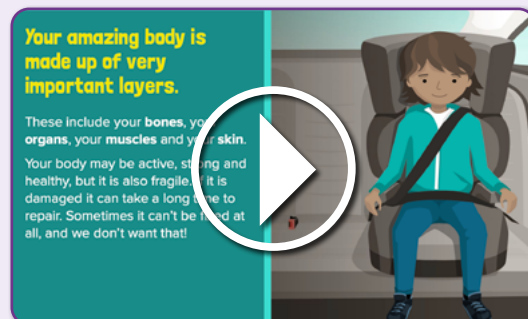
## Science and maths

Transportation and travel also provide opportunities for creative and interesting science and maths experiences for children of all ages. Children can explore how child car seats and seatbelts keep them safe. Seatbelts need to cross the bones, the strongest part of the body, to protect the vital organs and best withstand crash forces. Concepts such as data, measurement, speed, force, physiology and anatomy can be explored. Measuring children’s height and comparing this with the type of car seat they use helps demonstrate that the car seat must match the size of their body. The suggested minimum height to use a lap-sash seatbelt without a booster seat is 145cm, a height that many children won’t reach until they’re 12 years old!



*Take a look at this video for ways to explore science and maths through road safety.*

For school age children there are some excellent road safety teaching and learning activities available on the [Safety Town](https://www.safetytown.co.uk/) website.



The [‘But Why?’](#) e-book and interactive puzzle [‘EveryBODY Buckle Up’](#) help children understand why they need to be in the right seat for their age and size whenever they travel in a vehicle.

## Working with families

Transportation of children provides the chance for services to connect with families around road safety. Consider the following opportunities to engage families.

- Use the authorisation process to share information about safe practices such as the correct use of age appropriate, properly fitted and adjusted child restraints.
- Share safe transport policies and procedures and risk assessment plans to highlight road safety and encourage safe behaviours and best practice.
- Share images, stories, videos and other resources created by children about routine journeys and excursions.

When communicating with families it's important to include children's voices, perspectives and experiences rather than just focus on road safety policies, regulations and rules.

Working together with families to keep children safe is paramount so think creatively about how to communicate and engage with adults to achieve this outcome.

Ensure road safety information shared with families is always from recognised sources like:

- [Kids and Traffic](#)
- [Child Car Seats](#)
- [Transport for NSW](#)
- [Safety Town](#)

The screenshot shows the Kids and Traffic website interface. On the left is a vertical navigation menu with buttons for: home, about us, news, workshops, safe travel, passenger safety, pedestrian safety, safe play, driveway safety, for educators, and for students. The main content area features a video player titled "Going for a drive in the car today" with a play button overlay. The video content shows two children in a car, with the text "My seatbelt's buckled up nice and tight," overlaid on the screen. Below the video player is a "Return to Resources" link. The Kids and Traffic logo and "Early Childhood Road Safety Education Program" text are visible in the top left corner of the interface.

## Working with schools

For OSHC services, relationships with schools are crucial to ensuring transportation processes are safe and run smoothly. Communication is key! Services can work with schools to discuss and decide on meeting points for collection, supervision of children and parking for OSHC vehicles. It's also important to establish information sharing protocols and procedures between the school and the service, particularly in relation to addressing child absences.

When developing or revising safe transport policies and procedures include representation from the school whenever possible. Make sure school executive, administration staff and teachers are aware of the procedures the service has in place to ensure children's safety at collection and delivery.

OSHC is part of the school community and should, therefore, also support a commitment to a whole-of-school approach to road safety. Educators can find out what road safety teaching and learning is happening in and outside of the classroom and can complement and support this in the service.

OSHC management and educators should encourage schools to contact sector-based road safety education specialists who can advise on road safety curriculum and address schools' specific issues.

- For [NSW Department of Education](#) schools
- For [Catholic Schools NSW](#)
- For [Association of Independent Schools NSW](#)



Where necessary OSHC services can also work together with schools, local councils and police to advocate for safe collection and delivery of children.

## Working with communities

When children are transported to or from their education and care services they are out and about and visible in their community in a whole new way. Routine journeys see children and educators regularly cross paths with members of the public and relationships can develop from these frequent interactions. Some services have developed long standing relationships with local shop keepers and neighbours due to their regular journeys.

Services may also transport children to external activity providers for sport or other recreational pursuits. It's crucial to engage stakeholders such as these in the development and review of the service's safe transport policies and procedures. This not only helps to safeguard children enrolled in the education and care service but also supports and encourages the activity provider to consider safe collection and delivery of children at other times. Children can act as advocates for road safety in their communities through sharing their ideas, stories and experiences to promote safe practices.

For more information, advice, support, resources and professional development around safe transport and travel with children contact [Kids and Traffic](#).