

Fact sheet

Destinations of school leavers with an identified disability and/or additional learning needs

2022 NSW Post-School Destinations and Experiences Survey

Centre for Education Statistics and Evaluation

This fact sheet provides a high-level overview of findings from the 2022 NSW Post-School Destinations and Experiences Survey relating to 2 cohorts of recent school leavers with an identified disability and/or additional learning needs: Year 12 completers and early school leavers. It is important to note that in 2021 and 2022 schools for specific purposes were not included in the sample frame for Year 12 completers or early school leavers.



Survey sample

In 2022, 63,685 Year 12 completers and 25,395 early school leavers from across NSW were invited to take part in the survey. Of these it was estimated that:

- 10,861 (17.1%) Year 12 completers have an identified disability and/or additional learning need
- 6,591 (26.0%) early school leavers have an identified disability and/or additional learning need.

Of the estimated 17,452 school leavers who have an identified disability and/or additional learning needs, it is estimated that:

- 6,110 have a cognitive disability
- 1,227 have a physical disability
- 1,490 have a sensory disability
- 12,690 have a social or emotional disability
- 202 have another form of disability and/or additional learning need.

Post-school destinations in 2022

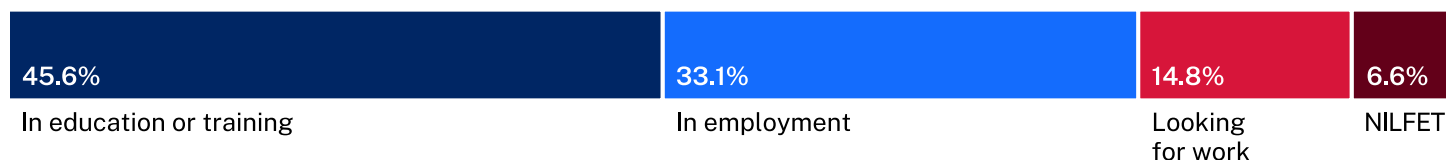
School leavers with an identified disability and/or additional learning needs

In 2022 it was estimated that 87.8% of Year 12 completers and 78.7% of early school leavers **with** an identified disability and/or additional learning needs were in education, training or employment.

Year 12 completers



Early school leavers



School leavers without an identified disability and/or additional learning needs

In 2022 it was estimated that 95.5% of Year 12 completers and 88.0% of early school leavers **without** an identified disability and/or additional learning needs were in education, training or employment.

Year 12 completers

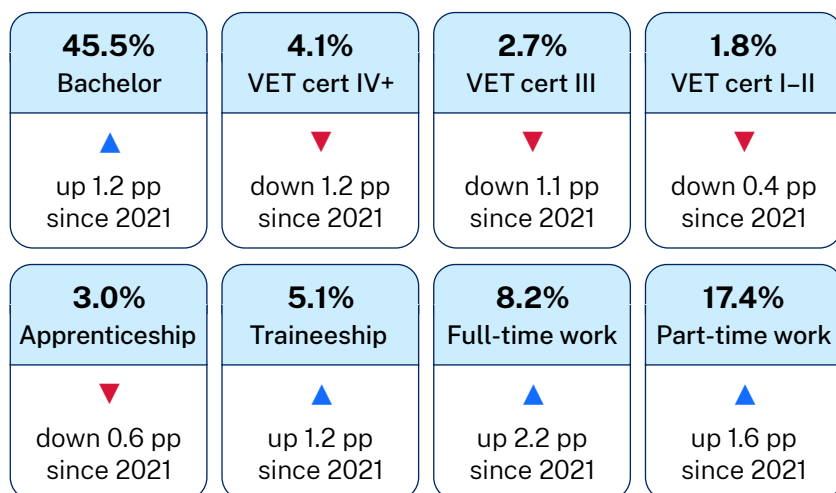


Early school leavers



Post-school destinations of Year 12 completers in 2022

Year 12 completers with an identified disability and/or additional learning needs



There was a higher estimated proportion of Year 12 completers with an identified disability and/or additional learning needs undertaking a bachelor's degree, traineeship or engaged in employment in 2022 than 2021. There was a lower estimated proportion undertaking a VET certificate or apprenticeship.

Compared to 2021, there was also a lower estimated proportion of Year 12 completers with an identified disability and/or additional learning needs who were looking for work (-2.1 percentage points or pp) or NILFET (-0.7 pp) in 2022.

¹ NILFET = not in the labour force, education or training

Year 12 completers without an identified disability and/or additional learning needs

55.2% Bachelor	3.9% VET cert IV+	1.5% VET cert III	0.6% VET cert I–II
▼ down 1.4 pp since 2021	▼ down 0.5 pp since 2021	▼ down 0.2 pp since 2021	▼ down 0.3 pp since 2021
6.2% Apprenticeship	4.5% Traineeship	9.5% Full-time work	13.9% Part-time work
▼ down 0.3 pp since 2021	▼ down 0.1 pp since 2021	▲ up 1.8 pp since 2021	▲ up 1.7 pp since 2021

There was a higher estimated proportion of Year 12 completers without an identified disability and/or additional learning needs engaged in employment in 2022 than 2021. There was a lower estimated proportion undertaking all forms of education and training.

Compared to 2021, there was also a lower estimated proportion of Year 12 completers without an identified disability and/or additional learning needs who were looking for work (-0.6 pp) or NILFET (-0.1 pp) in 2022.

Post-school destinations of early school leavers in 2022

Early school leavers with an identified disability and/or additional learning needs

2.5% Bachelor	6.8% VET cert IV+	7.2% VET cert III	4.6% VET cert I–II
▲ up 1.4 pp since 2021	▼ down 0.4 pp since 2021	▼ down 2.8 pp since 2021	▲ up 0.7 pp since 2021
17.0% Apprenticeship	7.5% Traineeship	9.5% Full-time work	23.6% Part-time work
▲ up 0.7 pp since 2021	▲ up 1.1 pp since 2021	▲ up 2.2 pp since 2021	▲ up 4.2 pp since 2021

There was a higher estimated proportion of early school leavers with an identified disability and/or additional learning needs studying bachelor's degrees, VET certificates I and II, undertaking apprenticeships and traineeships and engaged in employment in 2022 than 2021. There was a lower estimated proportion undertaking a VET certificate III or IV+.

Compared to 2021, there was also a lower estimated proportion of early school leavers with an identified disability and/or additional learning needs who were looking for work (-3.5 pp) or NILFET (-3.4 pp) in 2022.

Early school leavers without an identified disability and/or additional learning needs

1.1% Bachelor	4.4% VET cert IV+	4.9% VET cert III	1.7% VET cert I–II
▼ down 0.1 pp since 2021	▲ up 0.1 pp since 2021	▼ down 0.6 pp since 2021	▼ down 0.4 pp since 2021
40.4% Apprenticeship	10.0% Traineeship	12.4% Full-time work	13.0% Part-time work
▼ down 0.6 pp since 2021	▲ up 1.8 pp since 2021	▲ up 2.3 pp since 2021	▼ down 0.6 pp since 2021

There was a higher estimated proportion of early school leavers without an identified disability and/or additional learning needs undertaking a traineeship or engaged in employment in 2022 than 2021.

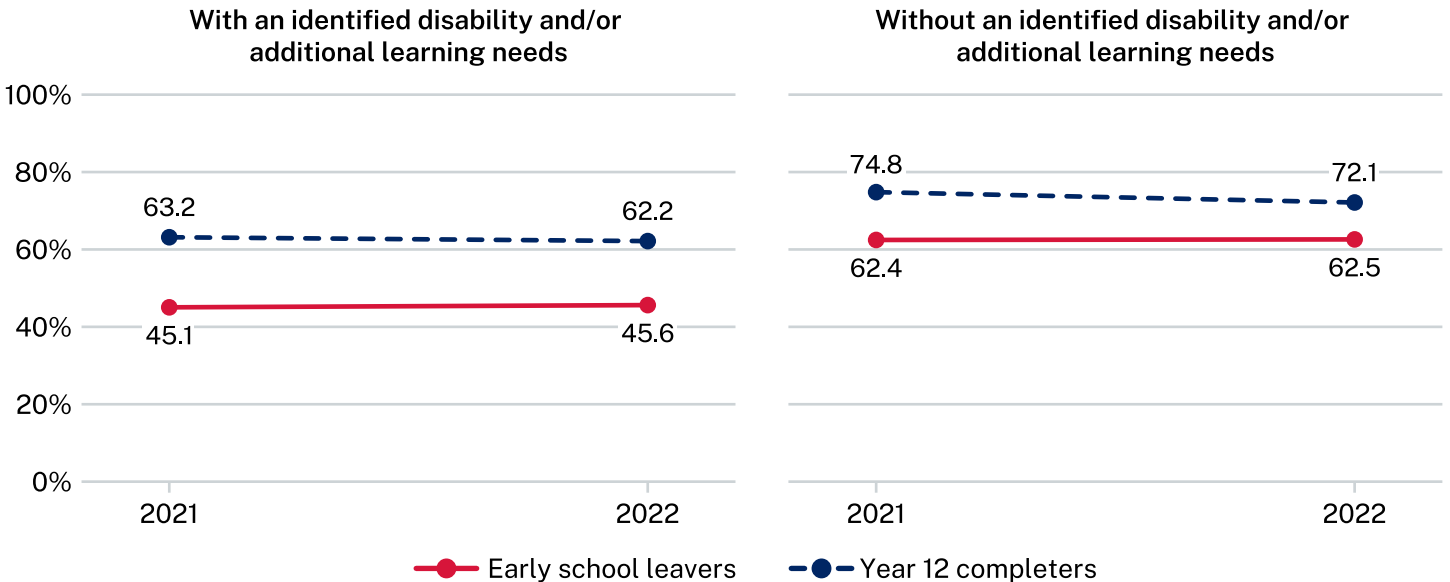
Compared to 2021, there was also a lower estimated proportion of early school leavers without an identified disability and/or additional learning needs who were looking for work (-1.2 pp) or NILFET (-0.7 pp) in 2022.

In education or training

In 2021 and 2022, a higher estimated proportion of Year 12 completers were in education or training than early school leavers. This applied to school leavers with **and** without an identified disability and/or additional learning needs.

The estimated proportion of Year 12 completers with an identified disability and/or additional learning needs in education or training has decreased from 2021 by 1 pp to 62%. The proportion of early school leavers with an identified disability and/or additional learning needs in education or training has increased by 1 pp to 46%.

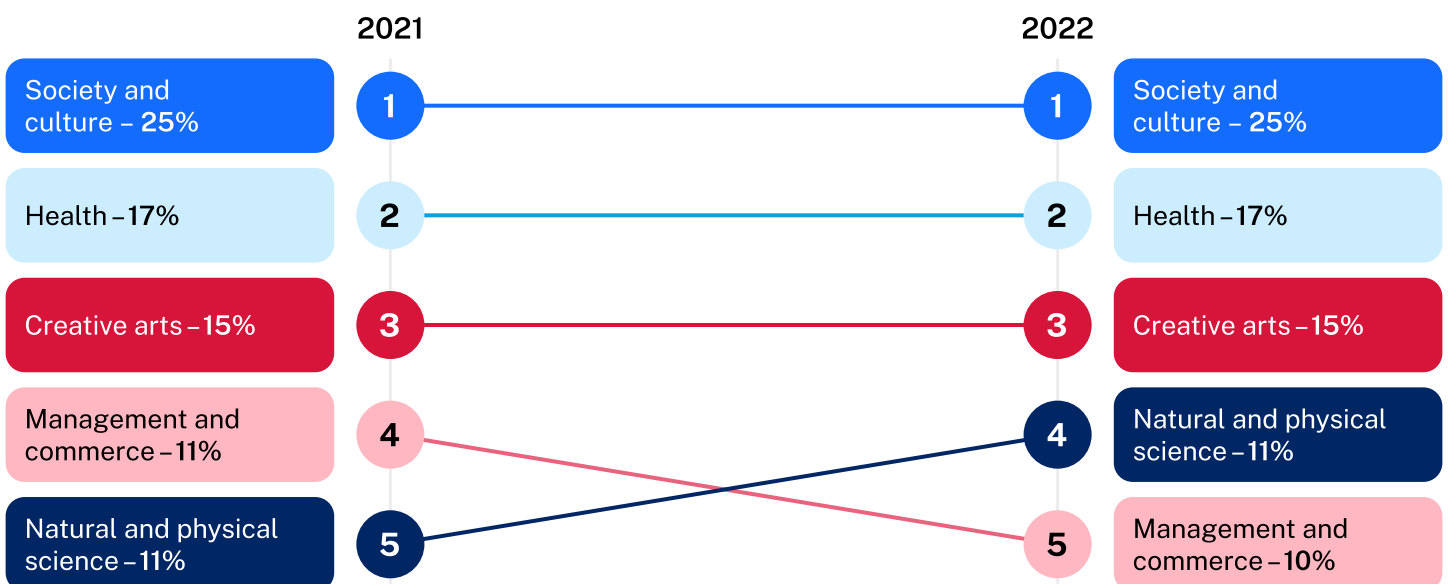
Estimated proportion of school leavers in education or training, 2021 to 2022



Most popular educational areas

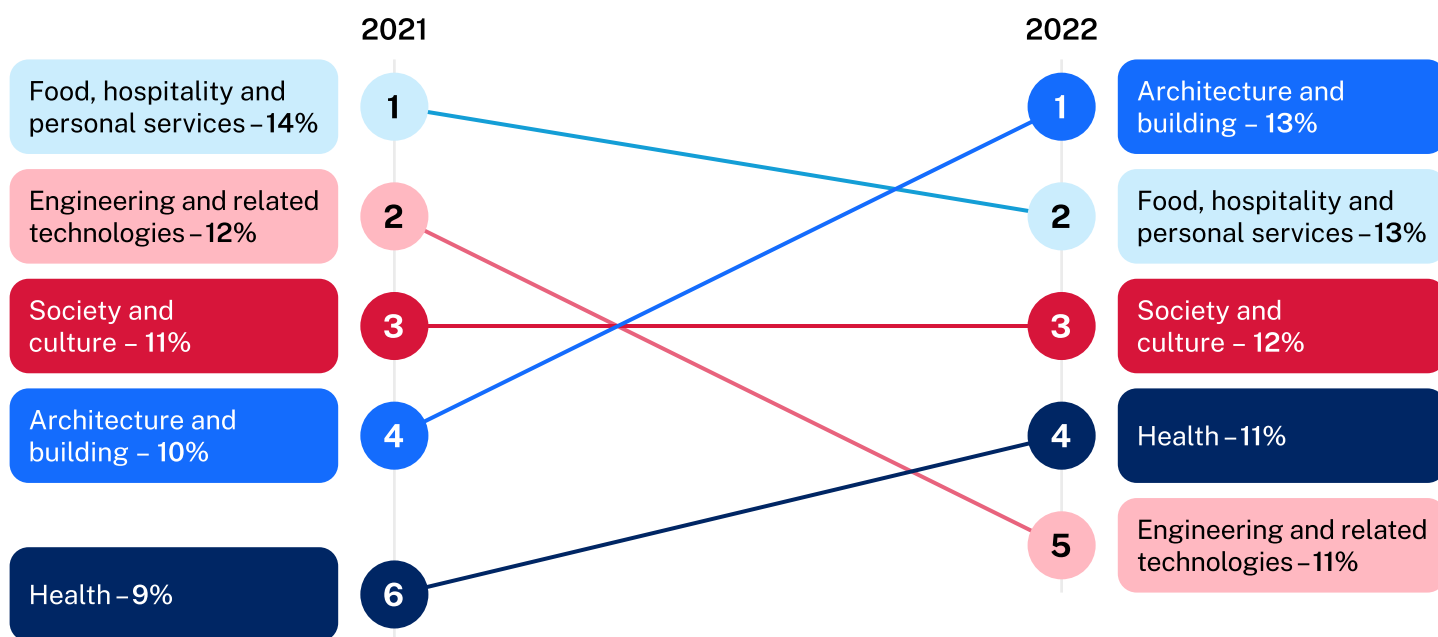
The top 5 educational areas for Year 12 completers with an identified disability and/or additional learning needs in 2022 were consistent with 2021. Society and culture was ranked the highest with 1 in 4 Year 12 completers enrolled. Natural and physical science replaced management and commerce as the fourth most popular area, although the proportions of Year 12 completers in each area were very similar.

Historical rankings for top 5 education areas in 2022 (Year 12 completers)



The top 5 educational areas for early school leavers with an identified disability and/or additional learning needs were more variable, with architecture and building moving from fourth place in 2021 to first place in 2022. This variability is likely due to the similar proportions of early school leavers enrolled in each education area, with only a 2 pp difference between first and fifth place.

Historical rankings for top 5 education areas in 2022 (early school leavers)

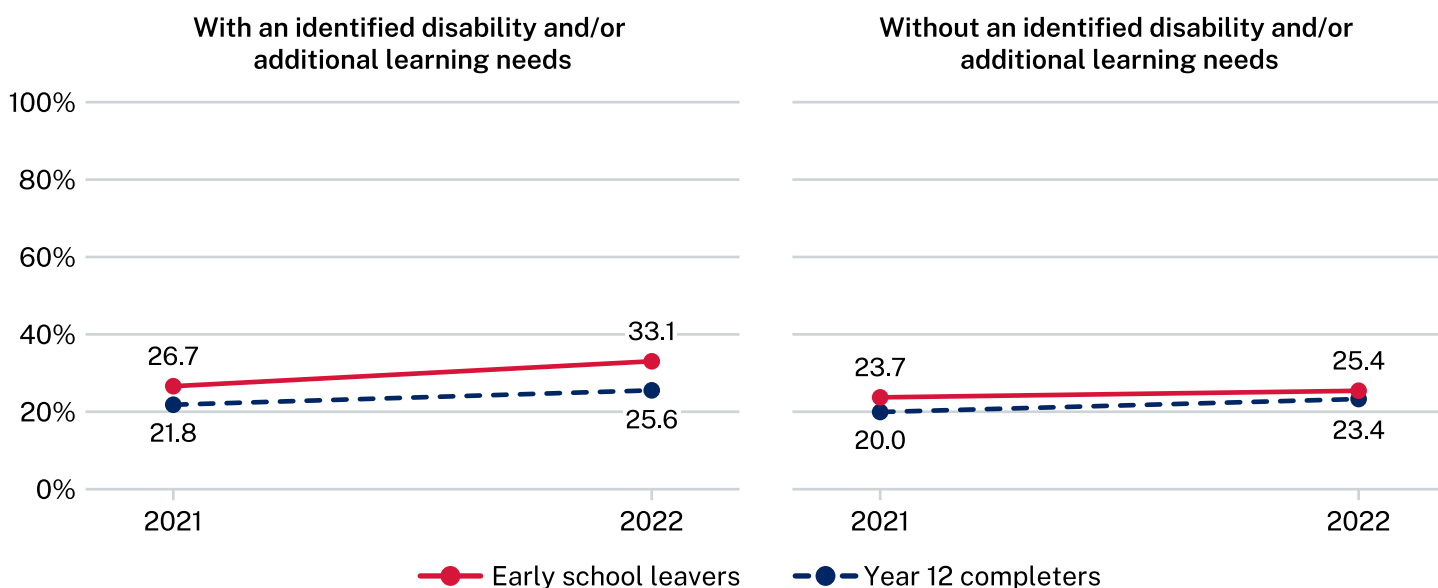


In employment only

In 2021 and 2022, a higher estimated proportion of early school leavers were in employment only than Year 12 completers. This applied to school leavers with and without an identified disability and/or additional learning needs.

The estimated proportion of Year 12 completers with an identified disability and/or additional learning needs engaged in employment has increased from 2021 by 4 pp to 26%. The proportion of early school leavers with an identified disability and/or additional learning needs in education or training has increased by 6 pp to 33%.

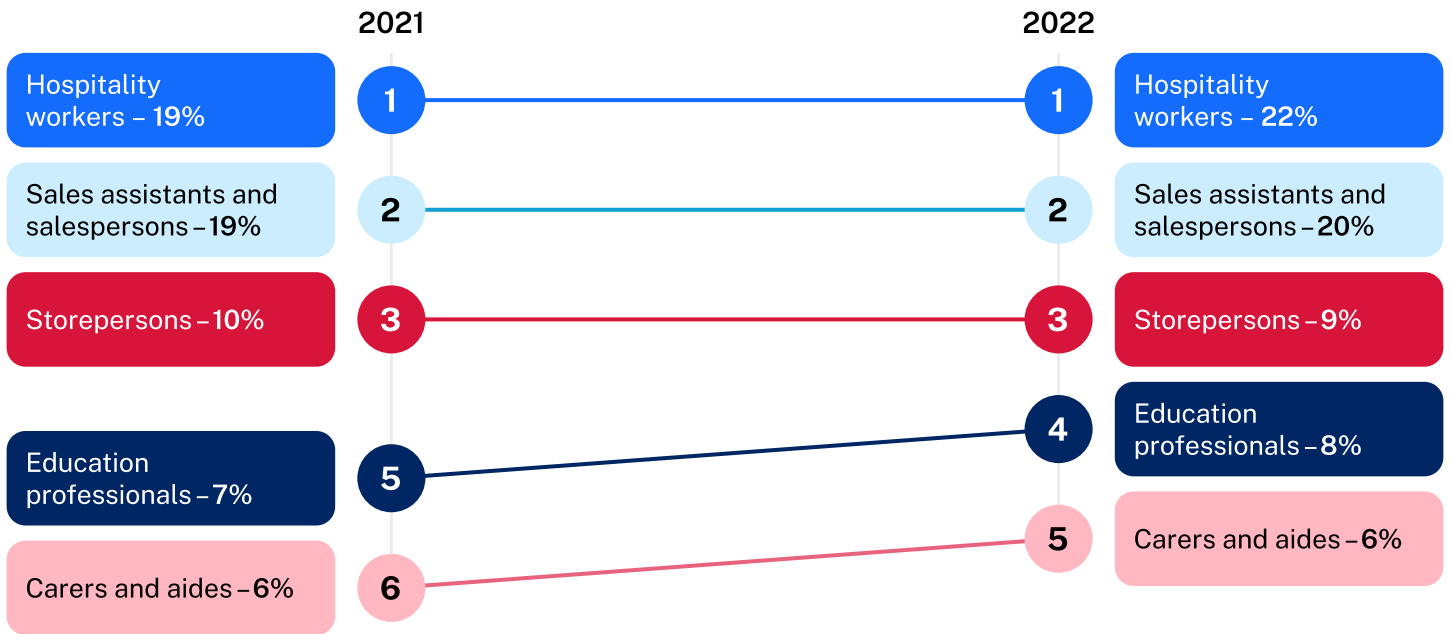
Estimated proportion of school leavers in employment, 2021 to 2022



Most popular employment only areas

In 2022, hospitality workers and sales assistants and salespersons were the top 2 areas of employment for both Year 12 completers and early school leavers with an identified disability and/or additional learning needs. For Year 12 completers, food preparation assistants moved from fourth place in 2021 to sixth place in 2022. For early school leavers, food preparation assistants overtook sales support workers as the third most popular category.

Historical rankings for top 6 employment areas in 2022 (Year 12 completers)



Historical rankings for top 5 employment areas in 2022 (early school leavers)

