

# Asbestos in Grounds, Asbestos Management Plan, Katoomba High School, Katoomba, NSW

July 2013

---

NSW Public Works

---

**PARSONS  
BRINCKERHOFF**

*Parsons Brinckerhoff Australia Pty Limited  
ABN 80 078 004 798*

*Level 27, Ernst & Young Centre  
680 George Street  
Sydney NSW 2000  
GPO Box 5394  
Sydney NSW 2001  
Australia*

*Telephone +61 2 9272 5100*

*Facsimile +61 2 9272 5101*


*Email [sydney@pb.com.au](mailto:sydney@pb.com.au)*

*Certified to ISO 9001, ISO 14001, AS/NZS 4801  
A GRI Rating: Sustainability Report 2011*


© Parsons Brinckerhoff Australia Pty Limited (PB) [2013].

Copyright in the drawings, information and data recorded in this document (the information) is the property of PB. This document and the information are solely for the use of the authorised recipient and this document may not be used, copied or reproduced in whole or part for any purpose other than that for which it was supplied by PB. PB makes no representation, undertakes no duty and accepts no responsibility to any third party who may use or rely upon this document or the information.


Author: Lamice Ali .....

Signed:  .....

Reviewer: Shane Waterson .....

Signed:  .....

Approved by: Jason North .....

Signed:  .....

# Contents

	<b>Page number</b>
<b>1. Introduction.....</b>	<b>2</b>
<b>2. Results and Recommendations .....</b>	<b>2</b>
<b>3. Asbestos in grounds routine management .....</b>	<b>2</b>
<b>4. Asbestos in grounds maintenance works management.....</b>	<b>2</b>
4.1 General	2
4.2 Sub-soil areas within school grounds	3
<b>5. Permit for work.....</b>	<b>3</b>
<b>6. Legislative requirements .....</b>	<b>5</b>
<b>7. Safe work procedures for asbestos work.....</b>	<b>6</b>

# 1. Introduction

It's Parsons Brinckerhoff's understanding that no fragments were found at Katoomba High School, located on Martin Street Katoomba NSW 2780, post 2011. Parsons Brinckerhoff has no records of fragment finds pre 2011; however this AMP will be updated accordingly if any new information is discovered.

# 2. Results and Recommendations

As there is currently no record of asbestos contamination at the school, all areas are considered to be suitable for normal use.

# 3. Asbestos in grounds routine management

Upon discovery of suspected Asbestos Containing Materials (ACMs) in any DEC facility grounds, the local DEC Asset Management Unit (AMU) should be contacted. Access to any suspect area should be restricted until such time as the material is identified as not containing asbestos or the material has been removed and/or encapsulated.

When surface ACMs have been identified and fill materials have been used and are evident at the surface, an Occupational Hygienist/ Environmental Scientist should be engaged by the DEC to assess the risks and recommend appropriate management techniques for the area.

# 4. Asbestos in grounds maintenance works management

## 4.1 General

An Asbestos Management Plan (AMP) has been implemented for all NSW state schools and educational facilities. The plan includes procedures for managing friable asbestos and working on asbestos. A generic permit to work template will also be included in the management plan which will be able to be used where any work is required that may disturb asbestos materials within an asbestos zone.

## 4.2 Sub-soil areas within school grounds

- Any contractor, maintenance person, Department of Commerce, Department of Education & Communities or other authorised person who may potentially disturb the soil surface must acknowledge the presence of buried asbestos cement materials within these areas. A copy of the asbestos register must be made available to any such person prior to commencing work.
- Any contractor, maintenance person, Department of Commerce, Department of Education & Communities or other authorised person who may potentially disturb the soil surface must complete a permit to work or similar form that ensures that any work will not disturb the buried asbestos.
- If work is to be carried out in grounds that will disturb or potentially disturb the buried asbestos, the contractor, maintenance person, Department of Commerce, Department of Education & Communities or other authorised person must engage a licensed asbestos removal contractor with a friable asbestos licence to undertake the work. The licensed contractor should prepare a safe work method statement detailing procedures that ensure that personnel working in the asbestos zones and any other persons within the school will not be exposed to asbestos fibres. The work area must be completely enclosed and work undertaken out of school hours.
- Work in progress asbestos air monitoring should be carried out during any work that disturbs or could potentially disturb the buried asbestos and/or the soil surface. Air-monitoring should be in accordance with the National Occupational Health & Safety Commission's Guidance Note on the Membrane Filter Method for Estimating Airborne Asbestos Fibres 2nd Edition [NOHSC: 3003 (2005)] and be conducted by National Association of testing Authorities (NATA) accredited personnel operating from a NATA registered laboratory.
- All asbestos management measures originally installed must be re-instated at the completion of work and prior to the removal of the work area enclosure.

## 5. Permit for work

Any contractor who proposes to work in any of the asbestos zones where asbestos may be disturbed or the ground surface may be broken must complete a permit to work form.

Before a permit to work is issued, individuals will be required to read and understand the AMP, as well as copies of the relevant asbestos registers. Individuals must be aware of their legal obligations in relation to health and safety as specified in the Work Health and Safety Act 2011 and the Work Health and Safety Regulation 2011.

Permits to work are designed to ensure appropriate work practices are employed in the vicinity of asbestos-containing materials/products. The permit to work will document what asbestos is to be removed, encapsulated or otherwise protected, prior

to the contracted maintenance or building works proceeding. The permit to work will also indicate whether other requirements, such as the use of personal protective equipment (PPE), the installation of barricading and/or airborne fibre monitoring, are necessary.

When the work is completed, or the permit to work expires (whichever occurs first), the permit shall be signed and returned to the DEC Facility Manager for cancellation after that Manager has checked a safe situation exists.

The DEC local AMU shall be advised immediately of any incidents of non-compliance with the AMP.

In accordance with the interpretation of the NSW WorkCover Authority published in 'Working with Asbestos,' Guide 2008, A hygienist should be engaged to determine whether the buried asbestos is considered non-friable or friable. Therefore, any fibrous cement materials or other suspected asbestos-containing materials excavated should be inspected by a hygienist to determine if it's friable. This means that any such asbestos should be worked on only by contractors with an appropriate asbestos licence and a project specific permit issued by WorkCover NSW.

## 6. Legislative requirements

The following legislative requirements will apply to asbestos zone maintenance works:

- All asbestos removal and disposal work shall be carried out in accordance with the requirements of the WorkCover NSW Guidelines for Licensed Asbestos Removal Contractors.
- The asbestos contractor shall notify WorkCover NSW of the proposed work at least 5 days prior to the commencement of any work in accordance with NSW Occupational Health and Safety Regulation 2011. However this time period may be waived in the case for DEC properties.
- All work shall be carried out in strict accordance with the NSW Work Health and Safety Act 2011, the NSW Work Health and Safety Regulation 2011, How to Safely Remove Asbestos – Code of Practice 2011, and the Guidance Note on the Membrane Filter Method for Estimating Airborne Asbestos Fibres, 2nd Edition [NOHSC 3003 (2005)].

## 7. Safe work procedures for asbestos work

The following safe work procedures will apply for asbestos work:

- The removal contractor must develop a site-specific asbestos removal plan before commencing the asbestos work. Such a plan must be prepared in accordance with Section 3 of the Work Safe Australia- How to safely remove asbestos: Code of Practice 2011.
- Only personnel who have been trained in work procedures for the safe removal of asbestos shall work on asbestos.
- A trained, experienced operator must remain on duty outside the removal area and/or enclosure (if installed) at all times that asbestos removal is in progress. Curricula vitae for all persons undertaking asbestos removal works must be submitted to the Principal prior to the commencement of work on the sites.
- Removal of asbestos must generally be carried out by wet removal techniques. That is, as the asbestos material becomes accessible during the removal process, it shall be thoroughly wetted down. Care must be exercised to prevent excessive use of water. The contractor will be held responsible for any water damage.
- Decontamination facilities and procedures shall be undertaken to the complete satisfaction of a hygienist.
- Any signage existing prior to removal must be re-affixed to any new or existing assembly.
- The contractor must ensure that persons in the work area(s) are not exposed to fibre levels greater than those stated in the National Exposure Standard for the type of asbestos being removed.



**Figure**

---

Site layout plan

# 8150 — Katoomba High School Site Plan (11533)

